

FREIGHT CARS

GENERAL INDEX.

NO.	KIND	PAGE
15000-15041	DYNAMOMETER CAR	65
15000-15099	REFRIGERATOR	65
14500-14550	REFRIGERATOR ICE	66
40000-40100	STOCK CAR S.D.	67
42000-42100	STOCK CAR D.D.	68
42150-42400	STOCK CAR D.D.	69
		70
		71
		72
14000-14049	Box ICE	66-A
18000-18799	AUTO. BOX	73
18800-18999	AUTO. BOX	74
19000-19999	AUTO. BOX	75
20000-20999	AUTO. BOX	76
21000-21999	AUTO. BOX	76A
86500-86749	AUTO. BOX	77
86750-86756	AUTO. BOX	78
27000-27499	AUTO. BOX	76B

NO.	KIND	PAGE
11000-11299	BOX CAR	79
12000-12099	BOX CAR	79A
10000-10999	BOX CAR	80
17000-17199	BOX CAR	81
25000-29299	BOX CAR	82
82000-84199	BOX CAR	83
80000-81499	BOX CAR	84
84200-84999	BOX CAR	84
86000-86198	BOX CAR	84
85000-85749	BOX CAR	85
		86
		86A
96000-96049	BOX CAR	87
96100-96849	BOX CAR	88
97000-97999	BOX CAR	89

NO.	KIND	PAGE
1500-1700	FLAT CAR	90
1800-1957	FLAT CAR	91
2063-2299	FLAT CAR	91
2500-2699	FLAT CAR	92
X-55354	PITCHER	98A
3000-3099	GONDOLA	93
4000-4499	GONDOLA	94
5000-5799	GONDOLA	94
5800-7299	GONDOLA	94
7300-8299	GONDOLA	95
91800-91940	GONDOLA	96
92300-92700	GONDOLA	97
92300-92799	REB.T. GONDOLA	98
70000-70499	GONDOLA	106
70500-70749	GONDOLA	106
5000-5004	COKE CARS GOND.	5

11-28-27 1-18-28 5-7-28 6-25-28 11-12-28 1-13-30 2-10-33 7-6-34 1-8-36 10-27-38 7-17-40

81

BOX CARS

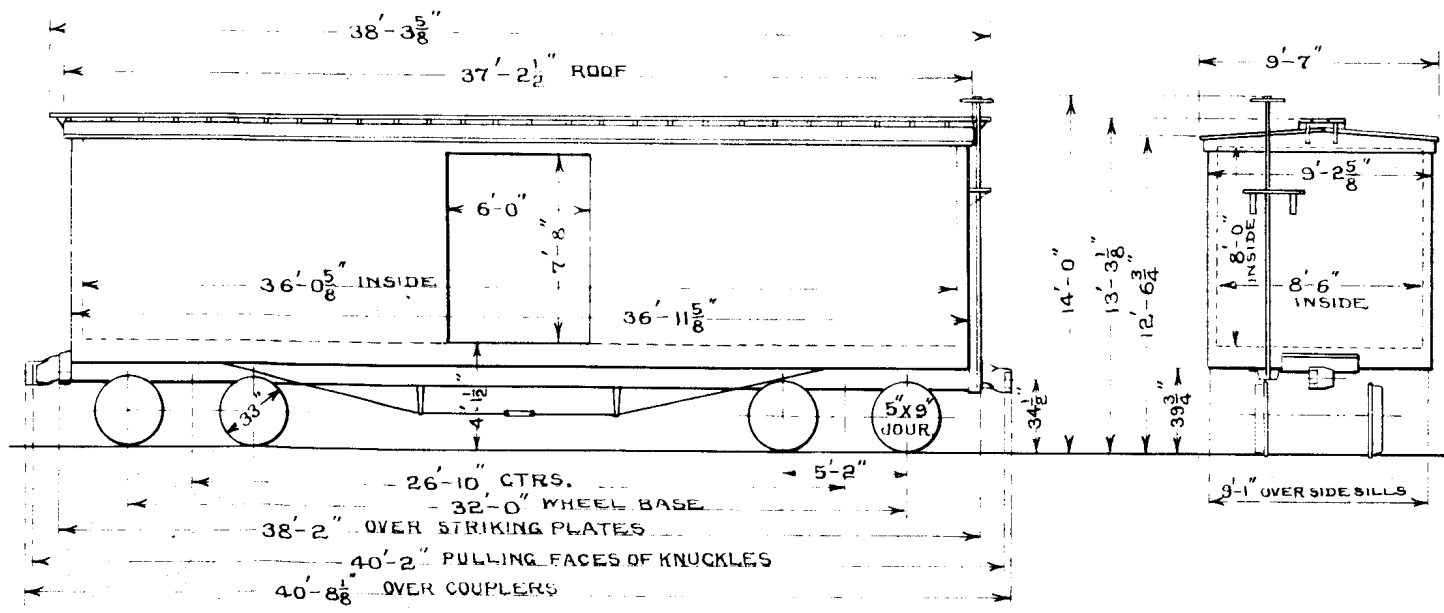
SERIES	CAPY. LBS.	CAPY. CU.FT.	LIGHT WT.	BUILDER	BUILT	DRAFT GEAR	UNDERFRAME	TRUCKS
17000-17199	80000	2451	NOTE-1 38100 LBS.	HASKELL & BARKER	1910	FARLOW TWIN SPRING	REPAIR STEEL	NOTE No. 2 CAST STEEL & ARCH BAR

NOTE-2 - 1-CAR WITH CAST STEEL TRUCKS.

NOTE-1;
CARS AS BUILT HAD 9'-0" SIDE DOORS, WOODEN UNDERFRAME, AND WEIGHED 35500 LBS.
WITH REPAIR STEEL UNDERFRAMES, CARS WEIGH FROM 38100 TO 38900 LBS.

R.L.A.

12-15-36 2-10-33 1-17-28 REV



BOX CARS-17000-17199

REV. 1-18-28

82 R.R. LOT 103 NOTE-1

BOX CARS

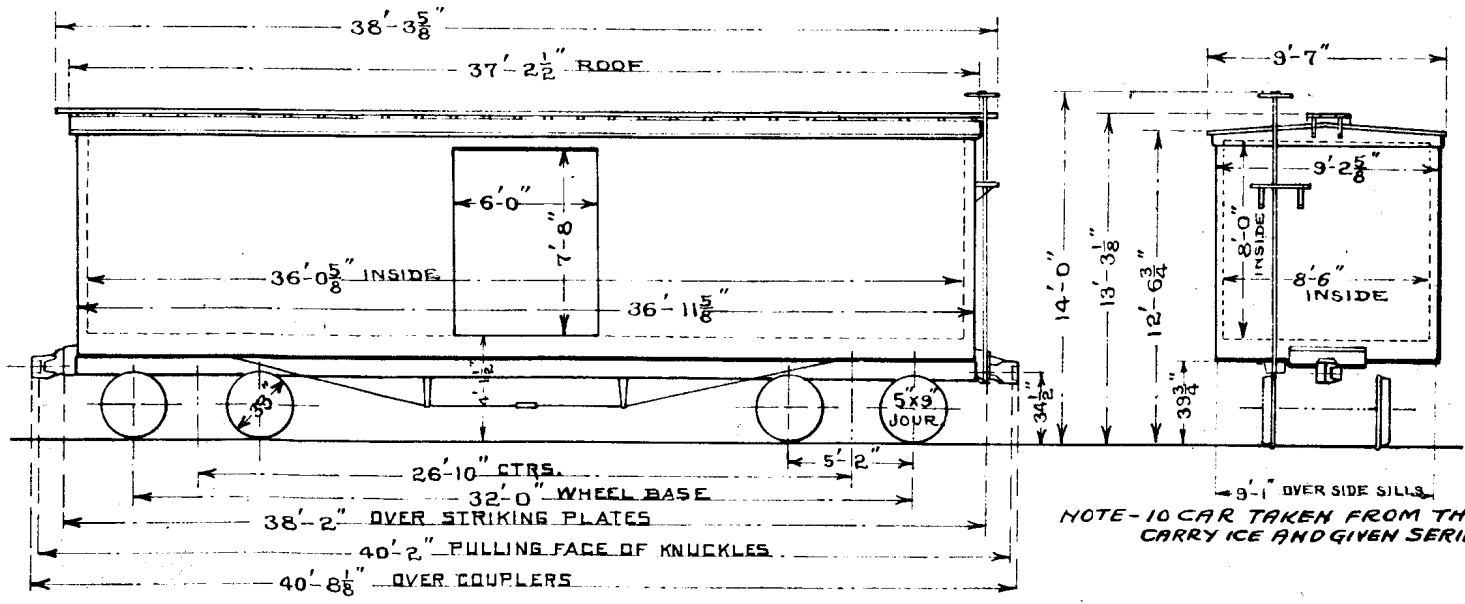
SERIES	CAPY. LBS.	CAPY. CU. FT.	LIGHT WT.	BUILDER	BUILT	DRAFT GEAR	UNDERFRAME	TRUCKS
25000 - 27499	80 000	2451	38100 LBS.*	HASKELL & BARKER MICH. CITY-IND.	1907	TANDEM SPRING	REPAIR STEEL	
27500 - 28499	80 000	2451	38100 LBS.*	HASKELL & BARKER MICH. CITY-IND.	1908	"	"	2266 WITH 45" CS
28500 - 29299	80 000	2451	38100 LBS.*	HASKELL & BARKER MICH. CITY-IND.	1908	"	"	

NOTE-1 LOT 103 - 500 CARS REPAIRED BY ILL. CAR MFG. CO. STEEL UNDERFRAME APPLIED

NOTE-2 TRUCK CENTER PLATE HEIGHT 2'-3 1/4"

* LIGHT WT. AS BUILT, 35500 LBS. ; WITH STEEL UNDERFRAME, 38100 LBS.

1-15-39	6-4-38	12-15-36	2-10-33	10-3-31	1-17-28	8-7-25	REV
---------	--------	----------	---------	---------	---------	--------	-----



NOTE - 10 CAR TAKEN FROM THIS SERIES, REPAIRED TO CARRY ICE AND GIVEN SERIES 14000-14049, PAGE 5-1

BOX CARS-25000-29299

R.L.A.

REV.	1-17-28	2-10-33	12-15-36				
------	---------	---------	----------	--	--	--	--

83

LE&W.DIST. LOT 37 - 82000-82999
LE&W.DIST. LOT 48 - 83000-84199

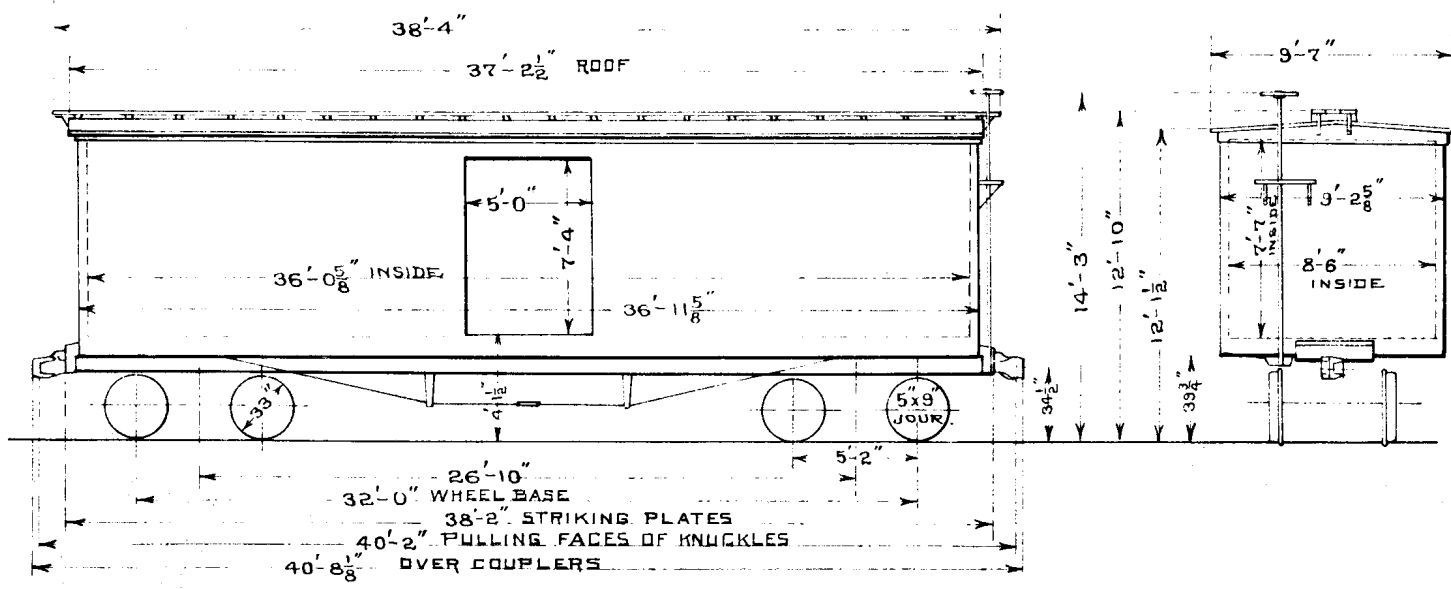
BOX CARS

SERIES	CAPY. LBS.	CAPY. CU. FT.	LIGHT WT.	BUILDER	BUILT	DRAFT GEAR	UNDERFRAME	TRUCKS
OLD 42000-42999 82000-82999	80 000	2323	34800 LBS	HASKELL & BARKER	1901	MINER TANDEM	WOOD OR REPAIR STEEL	ARCH BAR OR CAST STEEL
OLD 43000-44199 83000-84199	80 000	2323	34800 LBS	HASKELL & BARKER	1902	MINER TANDEM	"	"

RLA.

12-15-36 | 2-10-33 | 1-17-28 | 8-17-25 REV.

83



OLD 42000-44199
 BOX CARS 82000-84199

RLA					
REV	1-3-28	1-17-28			

84 LE&W.DIST. LOT# 48A, 84200 - 86198
 LE&W.DIST. LOT # 068, 80000 - 80999
 LE&W.DIST. LOT # 118, 81000 - 81499 **BOX CARS**

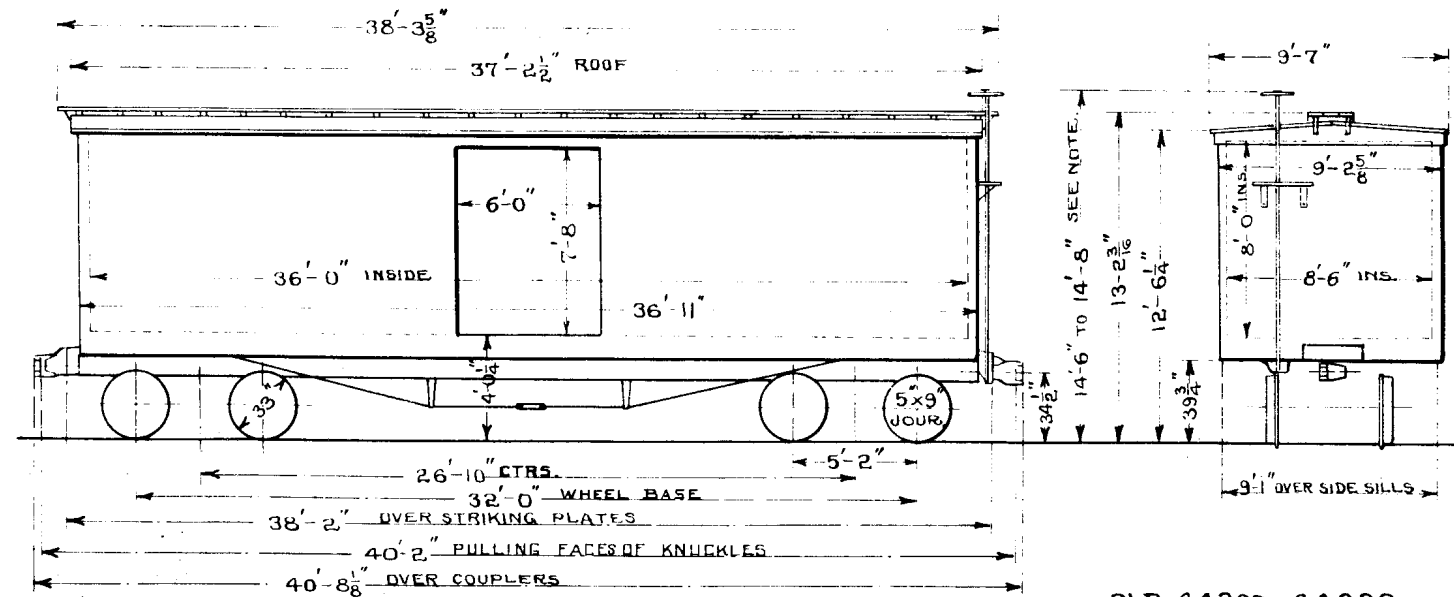
SERIES <small>CAR 84410 ONLY</small>	CAPY. LBS.	CAPY. CU. FT.	LIGHT WT. <small>WITH ST. UN. FRAME</small>	BUILDER	BUILT	DRAFT GEAR	UNDERFRAME	TRUCKS
OLD 44200-44999 84200-84999	80000	2448	40600 LBS.	HASKELL & BARKER	1902	TWIN SPRING	WOOD OR REPAIR STEEL	ARCH BAR OR CAST STEEL
OLD 86000-86999 86000-86198	80000	2448	40600 LBS.	HASKELL & BARKER	1902	MINER TANDEM	"	
OLD 10000-10999 80000-80999	80000	2448	40600 LBS.	HASKELL & BARKER	1903	TANDEM SPRING	"	
OLD 11000-11499 81000-81499	80000	2448	40600 LBS.	HASKELL & BARKER	1906	TANDEM SPRING	"	

NOTE: -1 TRUCK CENTER PLATE HEIGHT 2'-3 1/2"

LIMA SHOP APPLIES MINER TANDEM GEAR WHEN REP. ST. UNDERFRAME IS APPLIED.

7-17-40 | 10-27-38 | 2-10-33 | 1-17-28 | 8-17-25 | REV

NOTE - HEIGHT FROM RAIL TO TOP OF BRAKE MAST AS CHECKED AT LIMA SHOP DEC. 21-1927.
 CARS SERIES 80 000 TO 81499, 14'-6"; CARS 84200 TO 84999, 14'-8". NOTE ADDED 1-3-28.



BOX CARS	
OLD 44200-44999	84200 - 84999
OLD 46000-46198	86000 - 86198
OLD 10000-11499	80000 - 81499

89

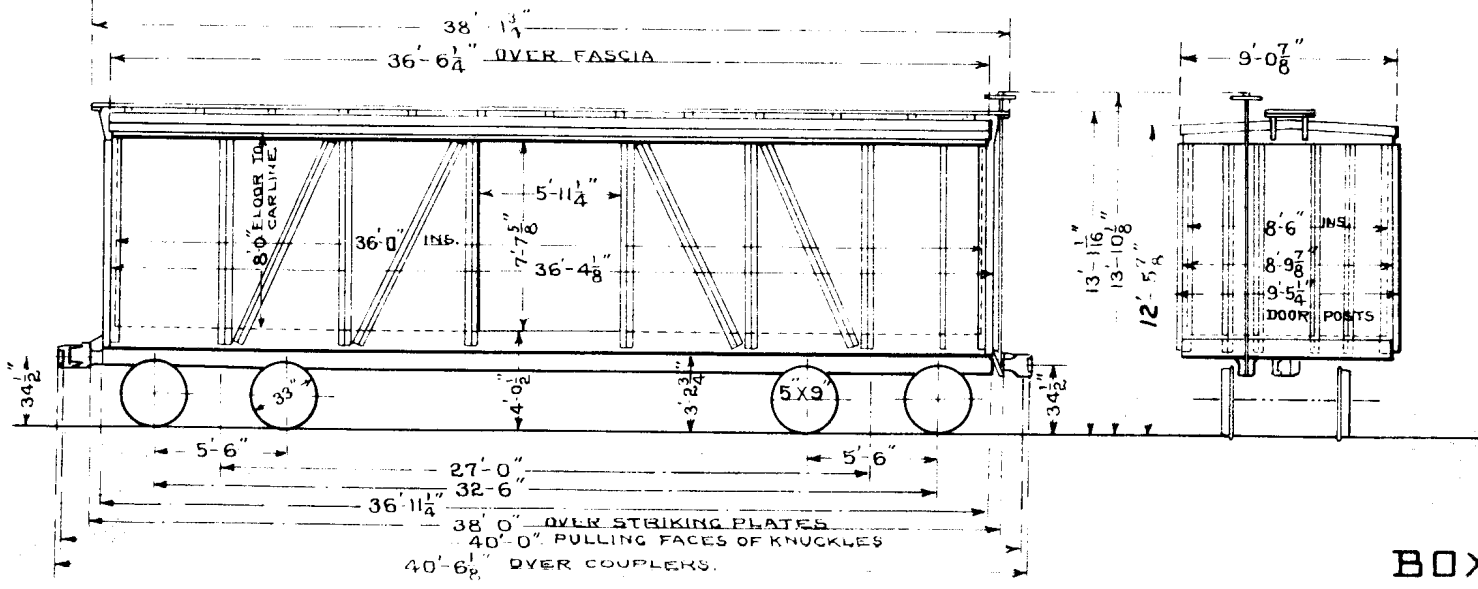
BOX CARS

SERIES	CAPY. LBS	CAPY. CU. FT.	LIGHT WT.	BUILDER	BUILT	DRAFT GEAR	TRUCKS	UNDER-FRAME
97000 TO 97499	80 000	2448	37000 LBS.	HASKELL & BARKER	FEB. 1914	CARDWELL	ANDREWS	STEEL
97500 TO 97999	80 000	2448	37000 LBS.	HASKELL & BARKER	FEB. 1914	CARD-WESTGHSE NY-11-E	BETTENDORF	"

NOTE: 1 TRUCK CENTER PLATE HEIGHT: 2'-2 1/4"

R.L.A.

4-15-37 6-4-38 2-10-33 1-19-28 11-15-27 REV.



BOX CAR
97000 TO 97500

REV	11-15-27	1-19-28	4-13-31					
-----	----------	---------	---------	--	--	--	--	--

92A

FLAT CAR -

NO. OF CAR	CAPY. LBS.	CAPY. CU. FT.	LIGHT WT.	BUILDER	BUILT	DRAFT GEAR	
90000 SEE NOTE X-55354	100 000	—	39 000 LBS.	PENNA. R. R.	AUG. 1912	WESTINGHOUSE FRICTION	

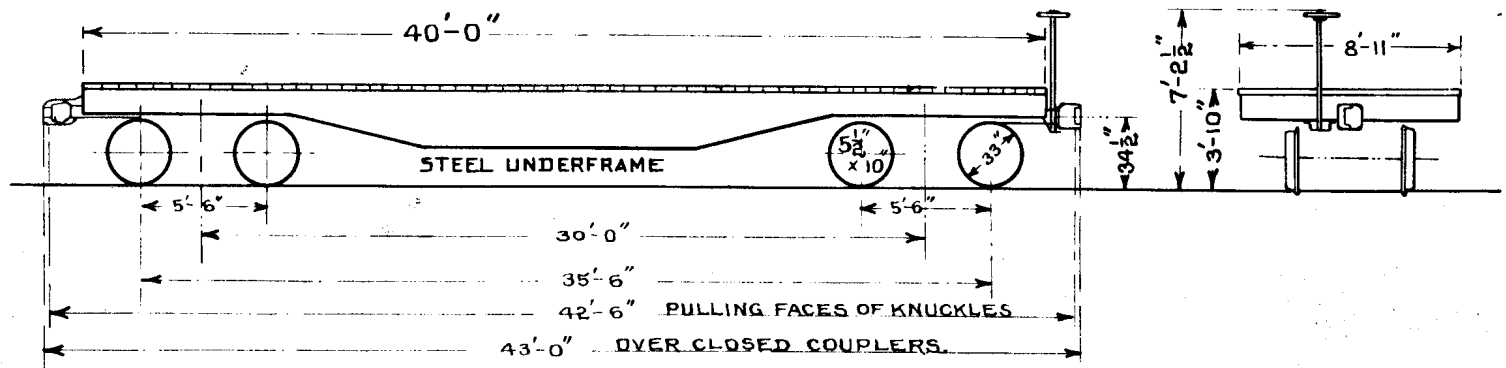
NOTE:

THIS CAR RENUMBERED AS X-55354 ON APRIL 13TH 1930 AND
ASSIGNED TO THE ENGINEERING DEPARTMENT TO TAKE CARE
OF THE DITCHER.

ARRGD. FROM SHEETS FROM C.L. DIST.

2-10-33 11-10 '30 6-25 '28 REV

92-A



STEEL UNDERFRAME

40'-0"

5'-6"

30'-0"

5'-6"

35'-6"

42'-6"

PULLING FACES OF KNUCKLES

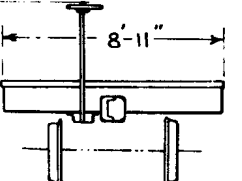
43'-0"

OVER CLOSED COUPLERS

34 1/2"

7'-2 1/2"

3'-10"



8'-11"

RLA. DIMENSIONS FROM TIPTON, 7-7-28.

SEE NOTE:
FLAT CAR
X-55354

REV.	6-25-28	7-9-1928	11-10-30	2-10-33				
------	---------	----------	----------	---------	--	--	--	--