

REVISED

1954

3-13-58

BOOK NO. 44

TITLE GENERAL FOREMAN

NAME C. J. BOCK

THE NEW YORK CHICAGO AND ST. LOUIS RAILROAD COMPANY

# NICKEL PLATE ROAD

## PASSENGER CAR DIAGRAMS

MECHANICAL DEPARTMENT

CLEVELAND OHIO

**NKP PASSENGER CAR INDEX**

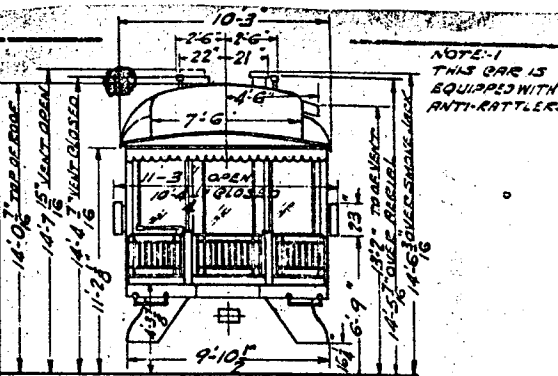
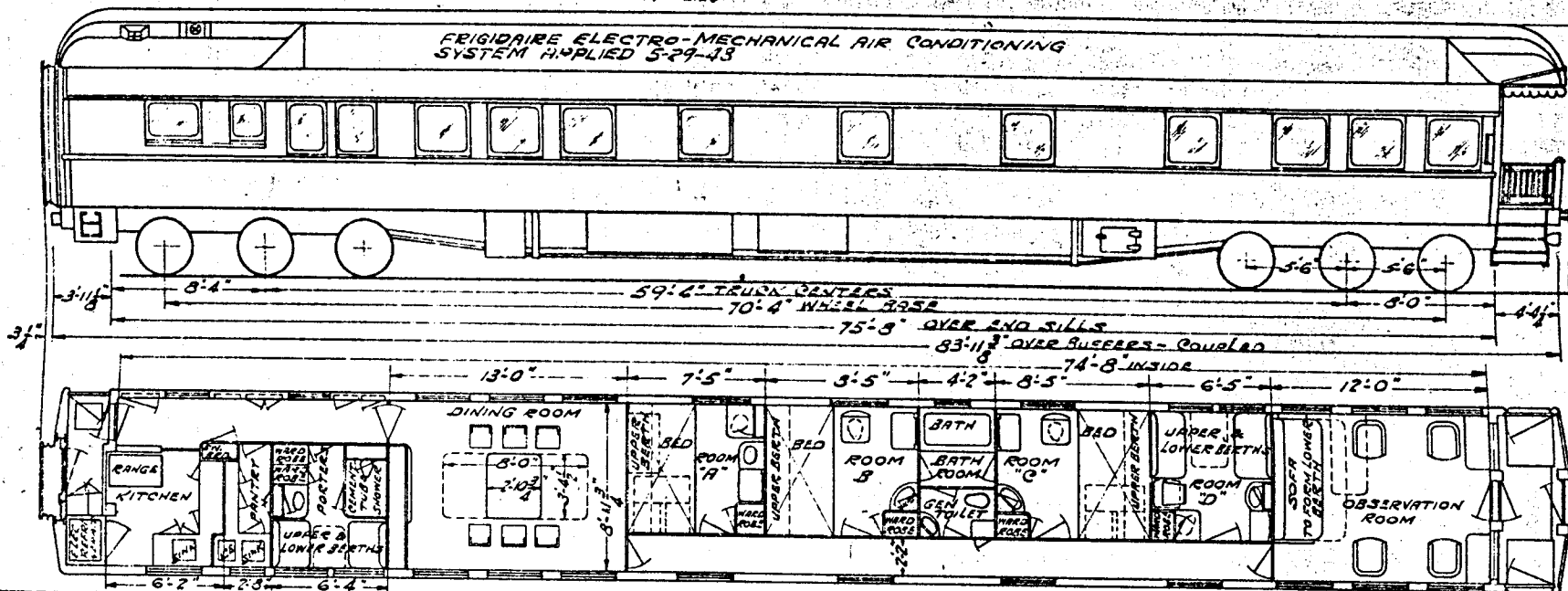
GROUP	CLASS	SHEET NO.	CAR NUMBERS	GROUP	CLASS	SHEET NO.	CAR NUMBERS	GROUP	CLASS	SHEET NO.	CAR NUMBERS
1	BUSINESS	1	1	5	SLEEPERS OPEN SECTION	*	PARK SUMMIT	10	BAGGAGE & MAIL		
		2	2			‡	PARK TERRACE				
		3	3			*	EAST CHARLEROI				
		6	6								
		7	7								
		8	4								
2	DINER LOUNGE	1	127	6	BAGGAGE	4	345-349	11	NONE REVENUE CARS		
		2	128								
		3	129 & 130								
		4	131								
		6	132 (OLD - COMMANDER)								
		6	133 (OLD - CAPTAIN)								
		5	125 & 126								
3	COACHES	2	60 - 64	7	BAGGAGE & EXPRESS	1	326, 327				
		3	65 - 66			2	328 - 332				
						3	339				
		5	80 - 84	8	AUTO. BAGG. & EXPRESS	1	340-342				
		6	85 - 89			2	343, 344				
		7	90 - 96								
		9	100 - 109								
4	SLEEPERS ROOM	1	216	9	MAIL & EXPRESS	1	356 - 359				
		2	215			2	360				
		3	150 - 151			3	361				
		4	200 - 212								

\* DENOTES NO DIAGRAM SHEET

**GROUP - I**  
**BUSINESS CARS**

DOREX PANELS APPLIED

FRIGIDAIRE ELECTRO-MECHANICAL AIR CONDITIONING SYSTEM APPLIED 5-29-43



NOTE-1 THIS CAR IS EQUIPPED WITH ANTI-RATTLERS.

NOTE-2 TRUCKS EQUIPPED WITH MONROE VERTICAL AND LATERAL SHOCK ABSORBERS AND "HOUGE" END TRANSOM CONTROL. MAY 1948

NOTE-3 CAR EQUIPPED WITH DECELOS-TATS AND SPEED GOVERNORS

NOTE-4 CAR EQUIPPED WITH MARS 5B3000 TRACKLIGHTS

BUILT IN - PULLMAN FOR NKP  
 YEAR BUILT - FEB. 1929  
 WEIGHT - 112,900 LB. ORS. END - 101,700 LB.  
 KIT END - 21A 600 LB.  
 BUILDERS REFERENCE - LOT 6168  
 AIR CLASH MFG. - W.A.B. ELECTRO-PNEUMATIC  
 M-MAKE MODEL - H.S.C. 1A 11" x 10" CYL.  
 BUFFET DOOR - NONE  
 M. O. D. STEEL - CAST STEEL  
 BODY CENTER PLATE - CAST STEEL - SEPARATE  
 BODY CENTER PLATE - BUILT UP STEEL FB TYPE  
 BODY PLATE - STEEL  
 BODY INSIDE FINISH - STEEL  
 HEAD END OF FINISH - STEEL  
 BODY SUBSTRUCTURE - STEEL  
 BODY UNDERFRAME - STEEL  
 BOXES - ALUMINUM  
 WHEELS - NONE  
 SHIFTER - LUPPED - SINGLE STEM  
 BUFFER - LOWER - WAUGH H-77  
 CARBON - 1/2" PRESSED STEEL

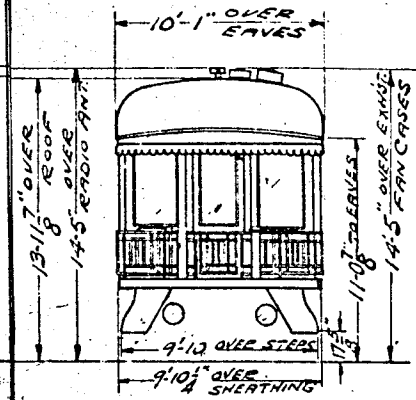
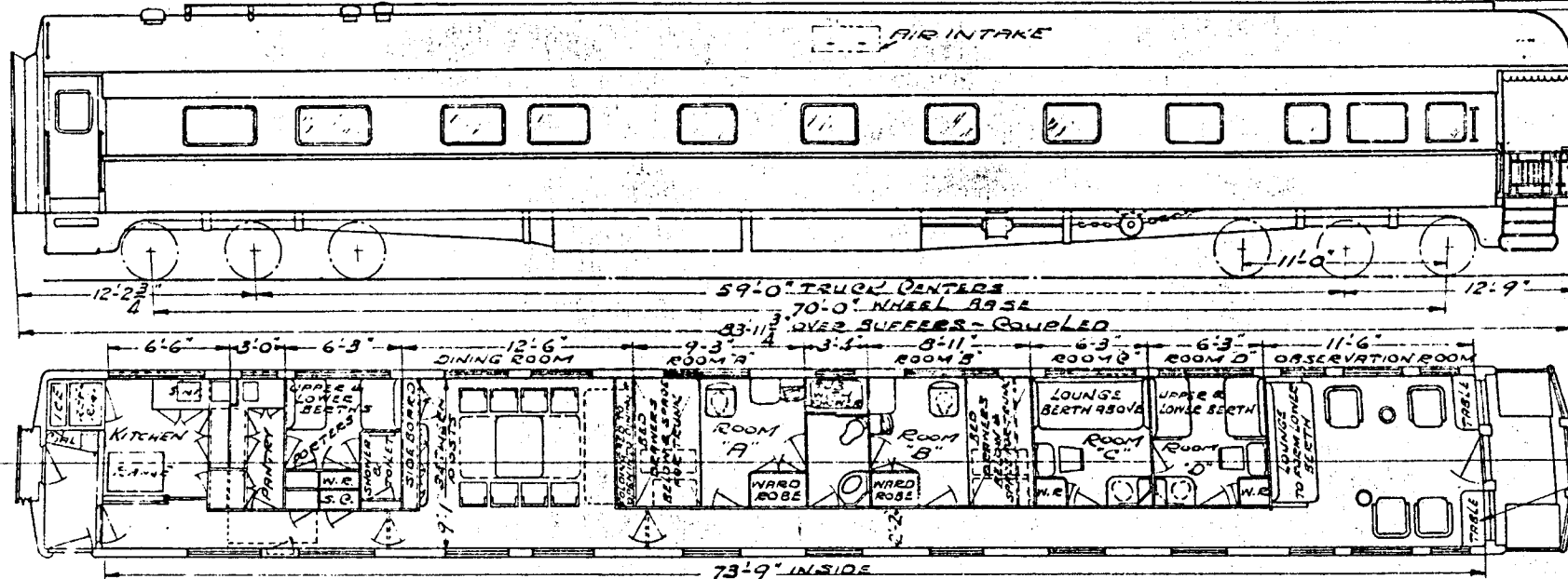
FLOOR FINISH - CLERE STORY  
 FLOOR - "TIGHTLOCK" TYPE "H. 3-1/2"  
 CARPET - N.M. & S.C. Co.  
 S. FINISH - PANTAZOTE  
 OPEN CASH - SWINGING  
 DECK CASH - SWINGING  
 DIAPHRAGM - CANVAS  
 SEAT - WAUGH TWIN CUSHION  
 SEAT - 6" x 11" x 5" BRK. 2-12 BRK.  
 SEAT - 1- HUDGE BLOWER  
 FINISH - COMPOSITION  
 CARPET - CARPET & TILE  
 WINDOW - PERCOCK 240-B  
 WINDOW - NONE  
 WINDOW - VAPOR CAR HEATING Co.  
 WINDOW - 6 DUNEZ FLUSH  
 WINDOW - 2 & 3 PLY SALAMANDER  
 LIGHTING SYSTEM - BALE ELECT. & BATT.  
 LIGHTING - 1-1/2" x 1-1/2" x 1-1/2" NAT. KAZ - 45-R, 1320 AH  
 LIGHTING - G.E. 20" x 25" KW MOTOR GENERATOR  
 LIGHTING - SPICER DRIVE MODEL G-7

GENERATOR AXLE PULLEY - SPICER DRIVE  
 GENERATOR SYSTEM - ROOY  
 CHANGING RECEPT. CL. - PYLE NAT. BKRA 150  
 LUBRICATING OIL - GLASS 3-6  
 LUBRICATING OIL - 64  
 MAIL BOX RACKS - NONE  
 LADIES LAMP - PYLE NAT. M.L. OR 15  
 MATTRESS - CAST STEEL  
 PLATFORM COVERING - RUBBER TILE  
 PLATFORM STEPS - STEEL  
 PLATFORM TRAP DOOR - O.M. EDWARDS  
 HANDLE - STARNES  
 HOOK - STEEL  
 SIGN - A&N ALUMINUM - SEALED  
 CASH GLASS - PLATE OUTSIDE, W. LAM. INSIDE  
 SEAT COVERING - ISOFA, DINING ALONGE 1A.R.  
 SEAT COVERING - WHITE METAL  
 WATER COMP. - NONE  
 WATER HEATER  
 WATER PUMP - AIR PRESSURE & GRAVITY

WHEELS - C.S. QUAD. SHEAR  
 TRUCKS - SEE NOTE-2  
 MONSTER - CAST STEEL  
 BRAKES - CLASP DVG. 114-9-78  
 CENTER BOLSTER - CAST STEEL  
 CENTER PLATE - C.S. SEPARATE  
 CENTER PIN - MINOR LOCKING  
 FRAMES - CAST STEEL - ALL COIL SPRING  
 JOURNALS - 6" x 11" - ROLLER BEARINGS  
 JOURNAL BOXES - HYATT - SEE NOTE-3  
 PEDALS - C.S. INTEGRAL  
 HULLER BEARINGS - HYATT  
 SIDE BEARINGS - STUCKI 70R-A  
 SIDE BEARING ARCH - NONE  
 WHEELS - 36" DIA  
 WEIGHT OF ONE TRUCK  
 GEN. DWG. OF TRUCK - 184-8-166  
 CLEARANCE DIAGRAM - DWG. 197-12-107  
 FLOOR PLAN - DWG. 139-12-103

AIR CONDITIONED		BUSINESS CAR - 1	
CAR NUMBERS			
<b>N.K.P.</b>			
ADVISORY MECHANICAL COMMITTEE CLEVELAND, OHIO JUNE 26, 1946			
REVISIONS			
476	624	11-6	2-8
47	48	48	50
50	50	51	52
DR	TR	CH	GROUP NO.
J.G.B.			
SHEET NO.			

CAR EQUIPPED WITH FRIGIDAIRE ELECTRO-MECHANICAL AIR CONDITIONING SYSTEM  
DOREX PANELS APPLIED.



NOTE 1:-  
LIGHTING SYSTEM 64 VOLTS  
NOTE 2:-  
TRACK LIGHTS - MARS SB 3000 - 32 VOLTS

PHILCO RADIO  
BELOW

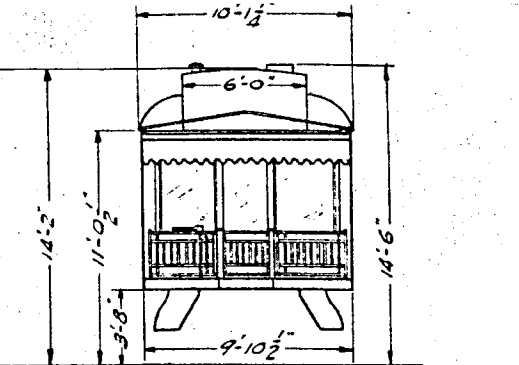
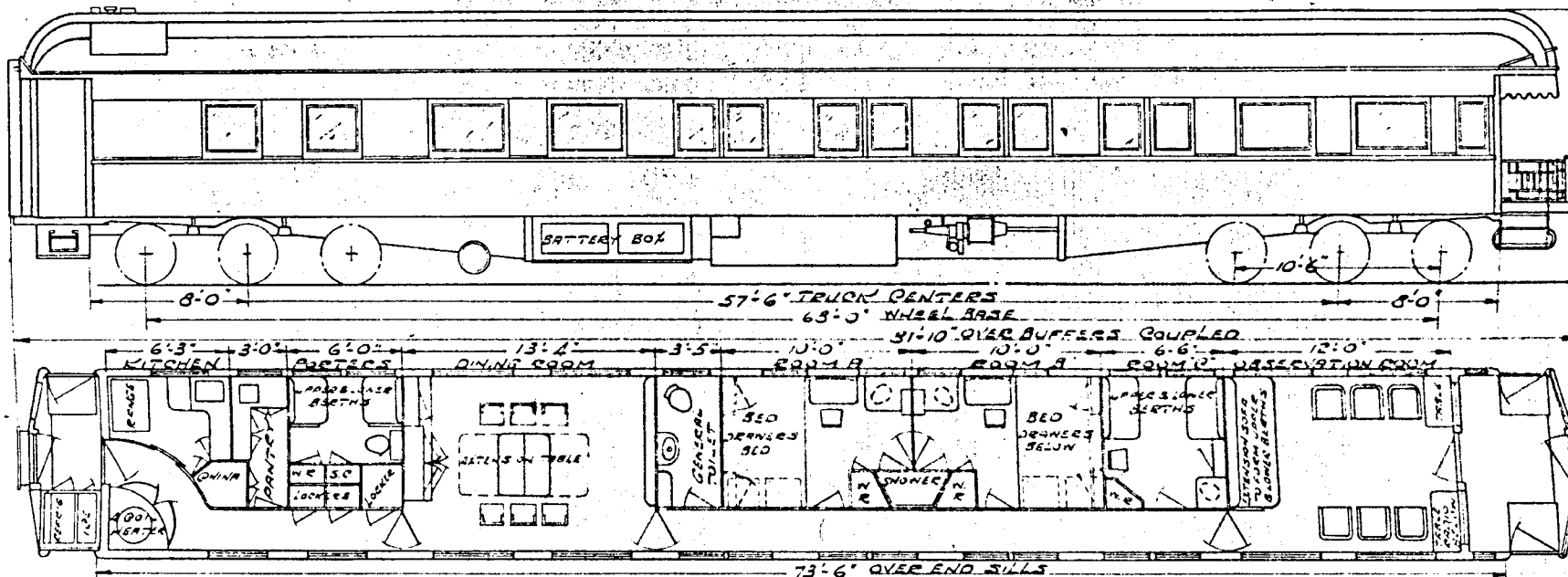
BUILT BY - **PULLMAN FOR MR. PAUL BLOCK**  
YEAR BUILT - **JULY 1929 PURCHASED BY NKP 9.1941**  
CAPACITY PASSENGERS - **7 AND 2 PORTERS**  
AIR END - **104,140 OBS. END - 92000**  
WEIGHT - **196,140**  
BUILDERS REFERENCE - **LOT 6242**  
AIR BRAKE MFR - **WAB CO.**  
AIR BRAKE MODULE - **U-12-B 16x12**  
BASEL PARTS  
BODY BOLSTER - **BUILT UP STEEL**  
BODY CENTER PLATE - **CAST STEEL**  
BODY CENTER SILLS - **BUILT UP STEEL RB TYPE**  
BODY HEADLINING - **AGASOTE**  
BODY INSIDE FINISH - **WOOD**  
BODY OUTSIDE FINISH - **STEEL**  
BODY STRUCTURE - **STEEL**  
BODY UNDERFRAME - **STEEL**  
BOX'S LETTER  
BOXES PAPER  
BUFFER UPPER - **PULLMAN SINGLE STEM**  
BUFFER LOWER - **COIL SPRING TYPE**  
CAR LINES - **STEEL**

CEILING TYPE - **GLASS STORY**  
COUNTER - **TYPE 'E'**  
COUPLER CEN. DEVICE - **SLIDING TYPE**  
CUPRINS - **PANTASOTE GREEN SILK FACE**  
DECK WASH. ET. IONALIC  
DECK FAND. SWINGING  
DISFRAGM. - **CANVAS 2 FOLD**  
DRIFT GEAR - **ASXB MINK**  
ELECT. - **10 BRACKET & 4 EXH.**  
FILTER - **GEISSEL**  
FIRE EXTINGUISHER - **1 QT PYRENE & 1 KIDDE**  
FLOORING - **COMPOSITION**  
FLOOR COVERING - **CARPET**  
HANDBRAKE - **LINDSTROM**  
HEATER - **BAKER 2 COIL**  
HEATING SYSTEM - **VAPOR ZONE HEAT**  
HOPPER - **DUNER FLUSH**  
INSULATION  
LIGHTING SYSTEM - **AXLE ELECT & BATT.**  
L. S. BATT. IFS - **GOULD KALD 27**  
L. S. GENERATOR - **20 KW GENEMOTJR**  
L. S. GENERATOR PULLEY - **SPICER DRIVE**

L. S. GENERATOR AXLE PULLEY - **SPICER DRIVE**  
L. S. GENERATOR SUSPENSION - **BODY HUNG**  
L. S. CHARGING RECEPTACLE - **PYLE NAT. B. CRA 150**  
L. S. TRAIN CONNECTORS - **GIBBS**  
LIGHTS NO. - **86**  
MAIL POUCH RACKS  
MILKER LAMPS - **PYLE NAT. MLBR 15**  
PLATFORM - **STEEL**  
PLATFORM COVERING - **RUBBER TILE**  
PLATFORM STEPS - **STEEL & TREAD RUBBER W/INSERTS**  
PLATFORM TRAP DOOR - **STEEL**  
RANGE - **STEARNS**  
ROOF - **STEEL**  
SASH - **ADAMS & WESTLAKE - SEALED**  
SASH GLASS - **1/4\"/>**

YOKES - **CAST STEEL**  
TRUCKS  
BOLSTER - **CAST STEEL**  
BRAKES - **CLASP**  
CENTER BOLSTER - **CAST STEEL**  
CENTER PLATE - **CAST STEEL**  
CENTER PIN - **LOCKING TYPE**  
FRAMES - **CAST STEEL**  
JOURNALS - **5 1/2\"/>**

<b>BUSINESS CAR 2</b>	
CAR NUMBERS	
<b>N.K.P.</b>	
ADVISORY MECHANICAL COMMITTEE CLEVELAND, OHIO 12-21-46	
REVISION NO.	
6-1024	528
49	50
DR	TR
CH	GROUP NO.
J	1
G3	2



NOTE 1  
SAFETY GLASS APPLIED TO OUTSIDE SIDE  
SASH, END WINDOWS AND DOOR, OBSERVATION  
END ONLY.

NOTE 2  
CAR EQUIPPED WITH FULLMAN MECHANICAL  
TYPE AIR CONDITIONING SYSTEM, INSIDE  
DUCT, MAY 1937.

NOTE 3  
ORIGINAL NO. 400 CHANGED TO 22,  
22 CHANGED TO 3

NOTE 4  
TRACK LIGHTS - PYLE NAT. 1045 B

NOTE 5  
CAR EQUIPPED WITH MALLORY BATTERY CHARGER.

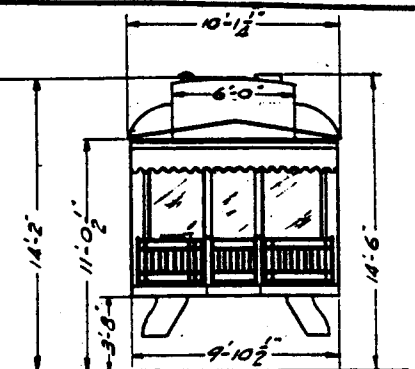
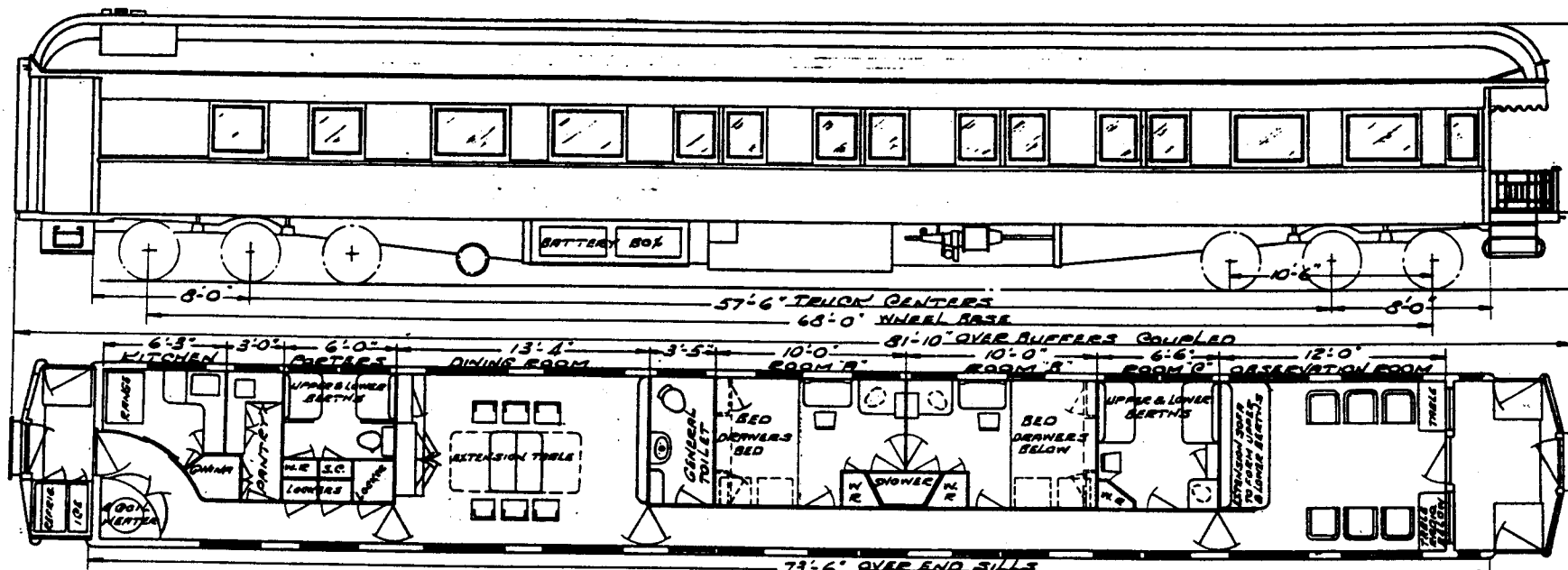
BUILT BY - FULLMAN  
YEAR BUILT - 1916  
CAPACITY PASSENGERS - 8 & 2 PORTERS  
KIT. END 102160 OBS. END 87000  
WEIGHT TOTAL - 189160  
BUILDERS REFERENCE - LOT 4331  
AIR CRANE MFG - WAB CO  
AIR FRAME SCHEDULE - 2-16 X 12 L.N  
BASKET RACKS - NONE  
BODY BOLSTER - BUILT UP STEEL  
BODY CENTER PLATE - CAST STEEL  
BODY CENTER SILLS - BUILT UP STEEL FB TYPE  
BODY HEAD LINING - AGASOTE & STEEL  
BODY INSULATION - STEEL & AGASOTE  
BODY OUTSIDE FINISH - STEEL  
BODY SUIPER INSULATION - STEEL  
BODY UNDERFRAME - BUILT UP STEEL FB TYPE  
BOXES - LETTER - NONE  
BOXES - PAPER - NONE  
BUFFER UPPER - SINGLE STEM  
BUFFER LOWER  
CARRIAGES - PRESSED STEEL

CHASSIS TYPE - GLEBE STORY  
COUPLER - TYPE 'E'  
COMPLEMENTARY -  
CUSHIONING - PANTASOTE  
DECK AND SWINGING  
DINING ROOM - STEEL TELESCOPIC  
DRIVE GEAR - MINER  
FANS - ELECTRIC - 2 EXHAUST IN KIT. TRMT.  
FILTER - NONE  
FIRE EXTINGUISHER - 1-A 110 LB. & 1-FYR FTYER 1QT.  
FLOORING - COMPOSITION  
FLOOR COVERING - RUBBER TILE, CARPET, LINOLIN  
H/MOORAKE - LINDSTROM  
HEADER - FULLMAN & COIL  
HEATING SYSTEM - CHICAGO Q.H. CO.  
HUPPER - 5 QUINER  
INSULATION - 1/4 WOOLBESTOS  
INSULATING SYSTEM - AXLE SLECT. & BATT  
L.S. BATTERIES - LOISON A-24-N 1020 AH.  
L.S. GENERATOR - SAFETY 10KW  
L.S. GENERATOR PULLEY - SPICER DRIVE

L.S. GENERATOR AXLE PULLEY - SPICER DRIVE  
L.S. GENERATOR SUSPENSION - BODY  
L.S. GENERATOR RECEPACLE - ANDERSON-CGCR  
L.S. TRUCK LONGITUDINALS - GIBBS 3G.  
LIGHT NO. - 10  
MATERIAL BACKS - NONE  
MOTOR LAMPS - PYLE NAT. MLBR 15  
MOTOR FRAME - CAST STEEL  
PLATFORM FLOORING - RUBBER TILE  
PLATFORM STEPS - STEEL 37539D  
PLATFORM TRAP DOOR - STEEL  
PANELS - STARNES  
ROOF - STEEL  
SASH - WOOD  
SIZE OF GLASS SASH - SEE NOTE 1  
SLACK ON CHAIRS / SOFAS & 2 SOFAS  
SEAT COVERING  
VENTILATORS - 2 EXHAUST  
WASH BASINS - 4 FOLDING & 1 WALL TYPE  
WATER COOLERS - NONE  
WATER HEATER - NONE  
WATER SUPPLY AIR PRESSURE

YOKES - CAST STEEL  
TRUCKS  
BOLSTER - CAST STEEL  
BRAKES - TRIPLE  
CENTER BOLSTER - CAST STEEL  
CENTER PLATE - CAST STEEL  
CENTER PIN - 2 DIA.  
FRAMES - CAST STEEL  
JOURNAL BOXES - 5 1/2" X 10"  
JOURNAL BOXES - DIA. 135-3-10"  
PEDESTALS - CAST STEEL SEPARATE  
ROLLER BEARING - NONE  
SIDE BEARINGS - ROLLED TYPE  
SIDE BEARING ARCH - CAST STEEL  
WHEELS - 36" DIA.  
WEIGHT OF ONE TRUCK

<b>AIR CONDITIONED</b>		<b>BUSINESS CAR 3</b>	
SEE NOTE 2			
CAR NUMBERS			
<b>N.K.P.</b>			
ADVISORY MECHANICAL COMMITTEE CLEVELAND, OHIO - 12-23-46			
REVISIONS			
2	10		
50	50		
DR	TR	CH	GROUP NO
	JGB	JGB	1
			3



NOTE-1 SAFETY GLASS APPLIED TO OUTSIDE SIDE SASH, END WINDOWS AND DOOR. OBSERVATION END ONLY.

NOTE-2 CAR EQUIPPED WITH PULLMAN MECHANICAL TYPE AIR CONDITIONING SYSTEM, INSIDE DUCT, MAY 1937.

NOTE-3 ORIGINAL NO. 400 CHANGED TO 22. 22 CHANGED TO 3

NOTE-4 DOORS AIR RECOVERY PANELS APPLIED.

BUILT BY - PULLMAN
YEAR BUILT - 1916
CAPACITY PASSENGERS - A & 2 POSTERS
KIT. END 102160 OBS. END 87000
WEIGHT - TOTAL - 189160
BUILDERS REFERENCE - LOT 4331
AIR BRAKE MFG. - WAB CO
AIR BRAKE SCHEDULE - 2-16 1/2 L.N
BASKET RACKS - NONE
BODY BOLSTER - BUILT UP STEEL
BODY CENTER PLATE - CAST STEEL
BODY CENTER SILLS - BUILT UP STEEL RA. TYPE
BODY HEADLINING - BRASS & STEEL
BODY INSIDE FINISH - STEEL & BRASS
BODY OUTSIDE FINISH - STEEL
BODY SUPERSTRUCTURE - STEEL
BODY UNDERFRAME - BUILT UP STEEL RA. TYPE
BOXES - LETTER - NONE
BOXES - PAPER - NONE
BUFFER - UPPER - SINGLE STEM
BUFFER - LOWER
CARLINES - PRESSED STEEL

CEILING - TYPE - CLARE STORK
COUPLER - PITT
COUPLER GEN. DEVICE - PITT
CURTAINS - BRANTASOTE
DECK SASH - STATIONARY
DECK SASH - SWINGING
DIAPHRAGM - STEEL TELESCOPIC
DRAFT GEAR - MINER
FANS - ELECTRIC - 1 EXHAUST IN KIT. TARKT.
FILTER - NONE
FIRE EXTINGUISHER - 1 KIDDE & HYCYLTER 1QT.
FLOORING - COMPOSITION
FLOOR COVERING - RUBBER TILE, PARALLING L.N
HANDBRAKE - LINOSTROM
HEATER - PULLMAN 4 OIL
HEATING SYSTEM - CHICAGO C.H. Co.
HOPPER - 5 OUNCES
INSULATION - 1/4 WOOLASTOS
LIGHTING SYSTEM - FLE ELECT & BATT
L. S. BATTERIES - EDISON A-75-N 1020 AH.
L. S. GENERATOR - SAFETY 10KW
L. S. GENERATOR PULLEY - SPICER DRIVE

L. S. GENERATOR AXLE PULLEY - SPICER DRIVE
L. S. GENERATOR SUSPENSION - BODY
L. S. CHARGING RECEPTACLE - ANDERSON
L. S. TRAIN CONNECTORS - GIBBS 3G.
LIGHTS - NO. - 10
MAIL POUCH RACKS - NONE
MARKER LAMPS - WIRED FOR ELECTRIC
PLATFORM - CAST STEEL
PLATFORM COVERING - RUBBER TILE
PLATFORM STEPS - STEEL STEAD
PLATFORM TRAP DOOR - STEEL
RANGE - STARNES
ROOF - STEEL
SASH - WOOD
SIZE OF GLASS - SASH - SEE NOTE 1-1
SEATS OR CHAIRS - 15 CHAIRS & 2 SOFAS
SEAT COVERING
VENTILATORS - 2 EXHAUST
WASH BASINS - 4 FOLDING & IN WALL TYPE
WATER COOLERS - NONE
WATER HEATER - NONE
WATER SUPPLY AIR PRESSURE

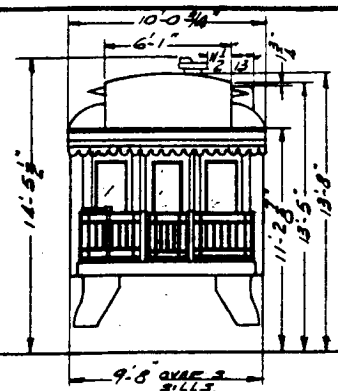
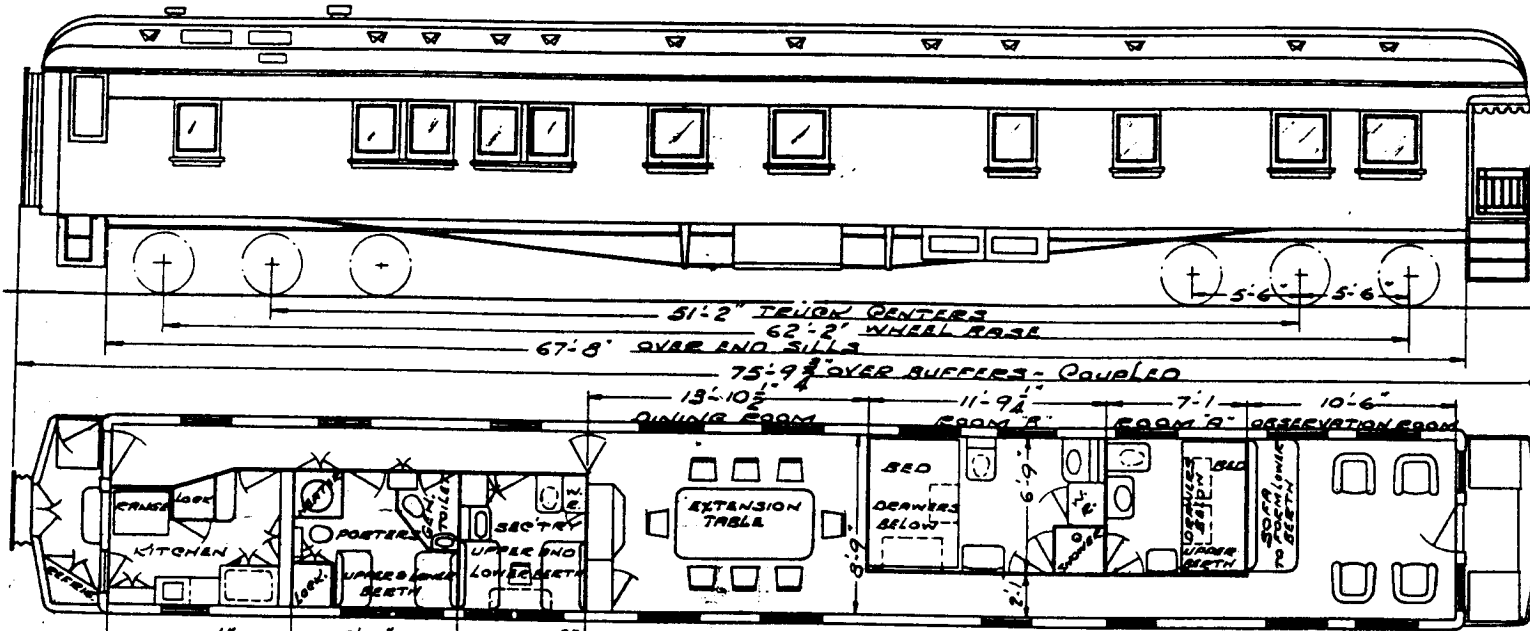
YOKE - CAST STEEL
TRUCKS
BOLSTER - CAST STEEL
BRAKES - TRIPLE
CENTER BOLSTER - CAST STEEL
CENTER PLATE - CAST STEEL
CENTER PIN - 2" DIA.
FRAMES - CAST STEEL
JOURNALS - 5 1/2" x 10"
JOURNAL BOXES - DWG. 125-3-192
PEDESTALS - CAST STEEL SEPARATE
ROLLER BEARINGS - NONE
SIDE BEARINGS - ROLLER TYPE
SIDE BEARING ARCH - CAST STEEL
WHEELS - 36" DIA.
WEIGHT OF ONE TRUCK

<b>AIR CONDITIONED</b>		<b>BUSINESS CAR 3</b>	
REVISIONS			
<b>N.K.P.</b>			
ADVISORY MECHANICAL COMMITTEE CLEVELAND, OHIO 12-23-46			
REVISIONS			
DR	TR	CH	GROUP NO.
6B	6B		1
			SHEET NO.
			3









NOTE: 1 ORIGINAL NY 200, CHANGED TO 24 CHANGED TO 5.

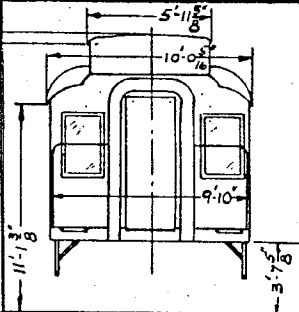
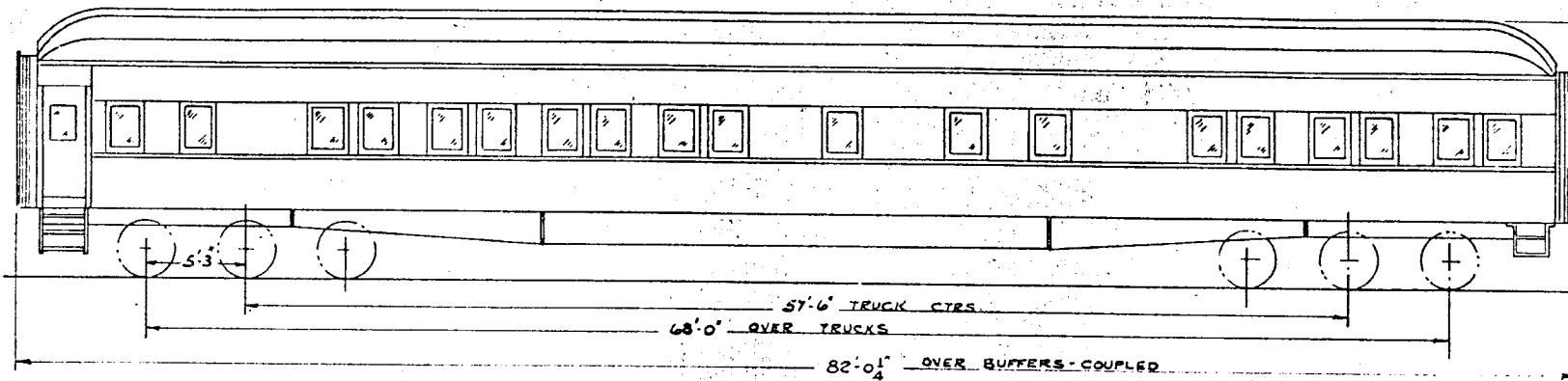
BUILT BY - PULLMAN  
 YEAR BUILT - 1933  
 CAPACITY PASSENGERS - 2 & 2 PORTABLES  
 KIT. END AS 760 CBS AND 7900  
 WEIGHT - TOTAL - 163500  
 BUILDERS REFERENCE  
 AIR BRAKE MFG. - WAB CO.  
 AIR BRAKE SCHEDULE -  
 BASKET RACKS -  
 BODY BOLSTER - CAST STEEL  
 BODY CENTER PLATE - Q.S. INTEGRAL  
 BODY CENTER SILL -  
 BODY HEADLINING - ALUMINUM  
 BODY INSIDE FINISH -  
 BODY OUTSIDE FINISH - WOOD  
 BODY SUPERSTRUCTURE -  
 BODY UNDERFRAME - STEEL  
 BOXES - LETTER  
 BOXES - PAPER  
 BUFFER - UPPER  
 BUFFER - LOWER  
 CARLINGS - STEEL

CEILING - TYPE GLASS STORY  
 COUPLER - BAR GUN X 8 TYPE PATT APLETG.  
 COUPLER CEN. DEVICE  
 CURTAINS - PANTASOTS  
 DECK SASH - STATIONARY  
 DECK SASH - SWINGING  
 DIAPHRAGM - CANVAS  
 DRAFT GEAR - MINER A-2-P  
 FANS - ELECTRIC  
 FILTER  
 FIRE EXTINGUISHER  
 FLOORING  
 FLOOR COVERING - CARPET & LINOLIN  
 HANDBRAKE  
 HEATER - RAKER  
 HEATING SYSTEM - VAPOR  
 HOPPER - A  
 INSULATION  
 LIGHTING SYSTEM - FLE. ALCT & BATT.  
 L. S. BATTERY - EDISON BISH 512 RH  
 L. S. GENERATOR - SHERMAN KNE  
 L. S. GENERATOR PULLEY - 12" DIA

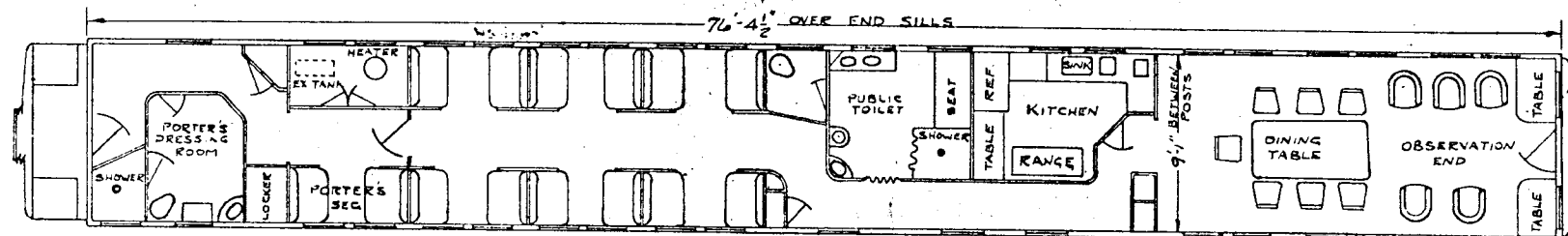
L. S. GENERATOR AXLE PULLEY - 21" DIA  
 L. S. GENERATOR SUSPENSION - BODY  
 L. S. CHARGING RECEPTACLE  
 L. S. TRAIN CONNECTORS  
 LIGHTS - NO.  
 MAIL POUCH RACKS  
 MARKER LAMPS  
 PLATFORM - CAST STEEL  
 PLATFORM COVERING - RUBBER TILE  
 PLATFORM STEPS - STEEL  
 PLATFORM TRAP DOOR - STEEL  
 RANGE  
 ROOF  
 SASH - WOOD  
 SIZE OF GLASS - SASH  
 SEATS OR CHAIRS  
 SEAT COVERING  
 VENTILATORS  
 WASH BASIN - 2 1-FOLDING  
 WATER COOLERS  
 WATER HEATER  
 WATER SUPPLY - GRAVITY & AIR PRESSURE

YOKE  
 TRUCKS  
 BOLSTER - CAST STEEL  
 BRAKES - GLASS  
 CENTER BOLSTER - CAST STEEL  
 CENTER PLATE - CAST STEEL SEPARATE  
 CENTER PIN - 2" DIA.  
 FRAMES - CAST STEEL  
 JOURNALS - 5" X 9"  
 JOURNAL BOXES - DWG. 185-3-730  
 PEDESTALS - CAST STEEL SEPARATE  
 ROLLER BEARINGS  
 SIDE BEARINGS  
 SIDE BEARING ARCH - CAST STEEL  
 WHEELS - 46" DIA.  
 WEIGHT OF ONE TRUCK  
 DWG. OF TRUCK - 184-8-59

		<b>BUSINESS CAR-5</b>	
CAR NUMBERS			
<b>N.K.P.</b>			
ADVISORY MECHANICAL COMMITTEE CLEVELAND, OHIO 11-29-46			
REVISIONS			
DR	TR	CH	GROUP NO.
			1
			5



REMODELED AT CALUMET IN 1951



FORMERLY PULLMAN CAR CARLTON CLUB

BUILT BY	PULLMAN
YEAR BUILT	1923 - REBUILT 1937 - NOTE - 1
CAPACITY PASSENGERS	
CAPACITY - LBS	
WEIGHT - TOTAL	
BUILDERS REFERENCE	LOT 4690
AIR BRAKE MFG	
AIR BRAKE SCHEDULE	
BASKET RACKS	
BODY BOLSTER	BUILT UP STEEL
BODY CENTER PLATE	CAST STEEL
BODY CENTER SILLS	
BODY HEADLINING	
BODY INSIDE FINISH	
BODY OUTSIDE FINISH	
BODY SUPERSTR. CTURE	
BODY UNDERFRAME	
BOXES - LETTER	
BOXES - PAPER	
BUFFER - UPPER	PULLMAN - 2 STEM
BUFFER - LOWER	
CARBINES	STEEL

CEILING - TYPE	CLERE STORY
COUPLER	
COUPLER CEN. DEVICE	
CURTAINS	
DECK SASH - STATIONARY	
DECK SASH - SWINGING	
DIAPHRAGM	
DRAFT GEAR	
FANS - ELECTRIC	
FILTER	
FIRE EXTINGUISHER	
FLOORING	
FLOOR COVERING	CARPET & RUBBER TILE
HANDBRAKE	
HEATER	# 557 TYPE "A" SIMPLEX
HEATING SYSTEM	VAPOR
HOPPER - 2 -	
INSULATION	
LIGHTING SYSTEM	AXEL ELECTRIC & BATTERIES
L. S. BATTERIES	GOULD KAZ 25
L. S. SUPERBATER	SAFETY 7.5 KW
L. S. GENERATOR PULLEY	PULLMAN NO. 6 DRIVE

L. S. GENERATOR AXLE PULLEY	PULLMAN NO. 6 DRIVE
L. S. GENERATOR SUSPENSION	BODY
L. S. CHARGING RECEPTACLE	
L. S. TRAIN CONNECTORS	
LIGHTS - NO.	
MAIL POUCH RACKS	
MARKER LAMPS	
PLATFORM	
PLATFORM COVERING	
PLATFORM STEPS	
PLATFORM TRAP DOOR	
RANGE	
ROOF	
SASH	
SIZE OF GLASS - SASH	
SEATS OR CHAIRS	
SEAT COVERING	
VENTILATORS	
WASH BASINS	
WATER COOLERS	
WATER HEATER	
WATER SUPPLY	

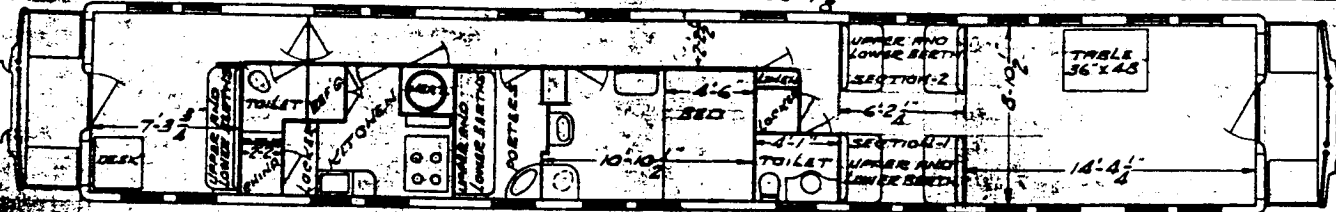

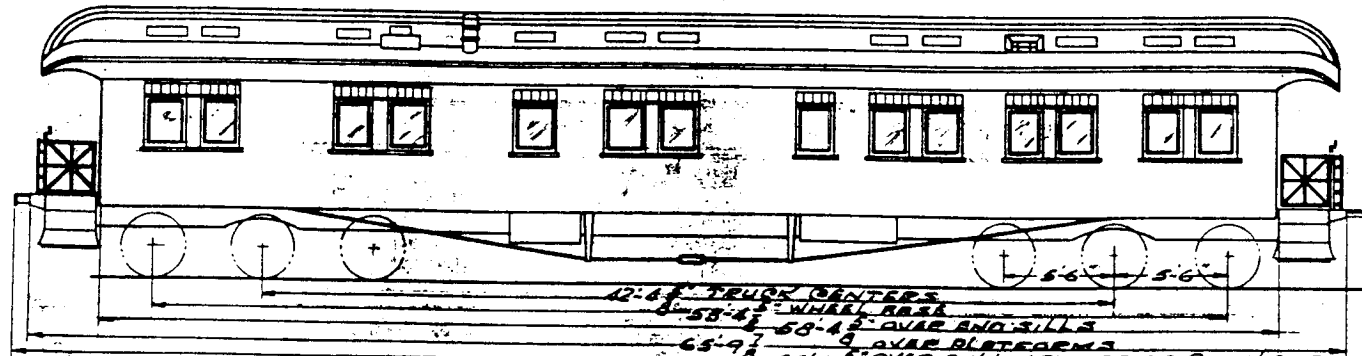
YOKE	
TRUCKS	
BOLSTER	CAST STEEL
BRAKES	SIMPLEX CLASP
CENTER BOLSTER	CAST STEEL
CENTER PLATE	CAST STEEL
CENTER PIN	
FRAMES	CAST STEEL
JOURNALS	5" X 9"
JOURNAL BOXES	
PEDESTALS	
ROLLER BEARINGS	NONE
SIDE BEARINGS	
SIDE BEARING ARCH	
WHEELS	36" DIA.
WEIGHT OF ONE TRUCK	

AIR CONDITIONED	BUSINESS CAR - 6
CAR NUMBERS	

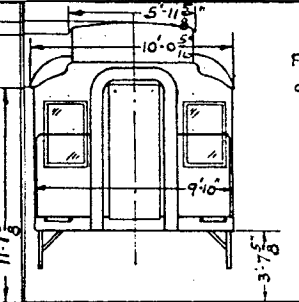
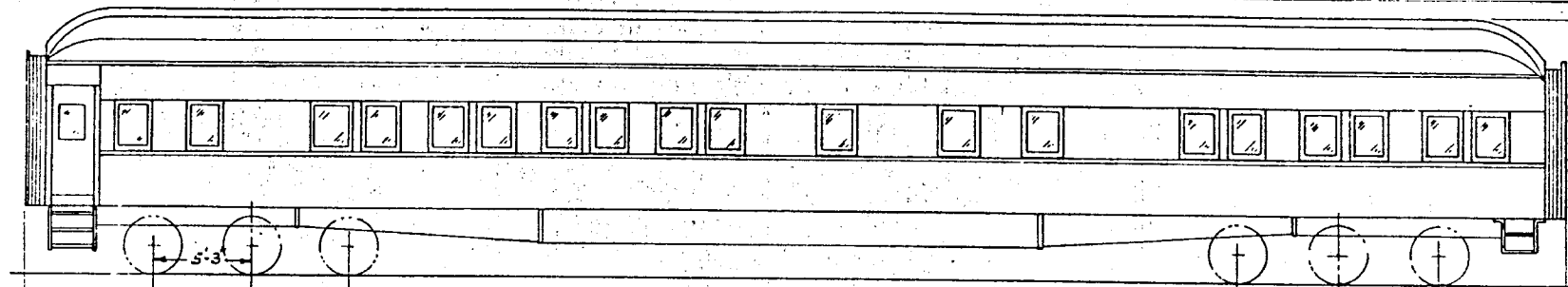
N.K.P.

A MECHANICAL DEPARTMENT  
CLEVELAND, OHIO      DEC. 10, 1954

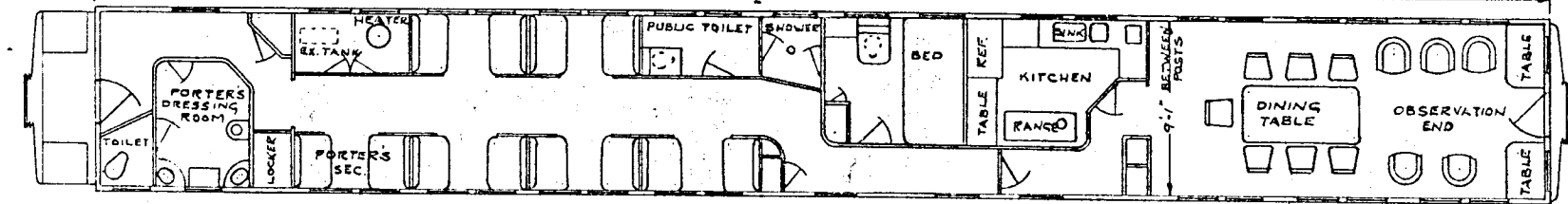
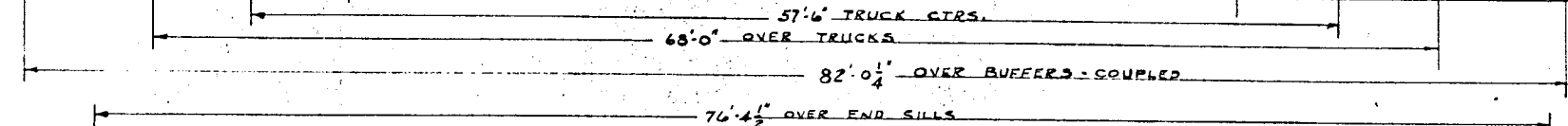
REVISIONS			
8-30			
5/6			
DR	TR	CH	GROUP NO.
FC	FC		1
			SHEET NO.
			6



<b>BUILD BY - PULLMAN</b> YEAR BUILT - 1928 CAPACITY PASSENGERS - 1 & 2 PORTERS KIT AND STOVE OBS. END 67700 WEIGHT - 134800 BUILDERS REFERENCE AIR BRAKE MFG. - W.A.R. Co. AIR BRAKE SCHEDULE BASKET - WOOD BODY BOLSTER - CAST STEEL BODY CENTER PLATE BODY CENTER BILLS BODY HEADLINE BODY INSIDE FINISH - WOOD BODY OUTSIDE FINISH - WOOD BODY SUPERSTRUC. - WOOD & STEEL BODY UNDERBANK - STEEL BOXES - LETTER BOXES - PAPER BUFFER - UPPER BUFFER - LOWER - MINOR END CAR LINKS - WOOD		<b>SEATERS - TYPE - OPEN STEEL</b> COUPLER POWERED PAN. DEVICE EXTERIOR - BANTA-SOTE FOOT BATH - STATIONARY FOOT BATH - SWINGING HORN BASS FRONT WHEEL - MINOR FRICTION R.P. FINE - ELECTRIC FILTER FIRE EXTINGUISHER FLOORING FLOOR COVERING HANDBRAKE HEATER - RADIANT HEATING SYSTEM - VAPOR HOPPER INSULATION LIGHTING SYSTEM - ALL ELECTRIC AIR SEPARATORS - CALSON BANNING CO. PA. AL. GENERATOR - SAFETY AIR REFRIGERATOR PURITY - 95%		L. E. GENERATOR AIR PUMP - 2 1/2" DIA. L. E. EXHAUSTOR BUSHINGS - BODY L. E. CHARGING METER PLATE L. E. TRAIN CONNECTOR LIGHTS - NO. MAIL POUCH RACKS MARKER LAMPS PLATFORM - CAST STEEL PLATFORM COVERING - RUBBER TILE PLATFORM STEPS - STEEL PLATFORM TRAP DOOR - STEEL RANGE ROOF RASH SIZE OF GLASS - 8" X 10" SEATS OR CHAIRS SEAT COVERING VENTILATORS WASH BASIN - 7" X 10" & 1 FOLDING WATER COOLERS WATER HEATER WATER SUPPLY - AIR PRESSURE		TRUCKS BOLSTER - CAST STEEL BRAKES - TRIPLE CENTER BOLSTER - CAST STEEL CENTER PLATE - CAST STEEL CENTER PIN FRAMES - CAST STEEL JOURNAL BOXES - 3" X 9" JOURNAL BOXES PREDATOR - CAST STEEL SEPARATE ROLLER BEARINGS ROLLER BEARINGS - E.S. WOODS UNDERBANK ARCH - CAST STEEL WHEELS - B.R. 36" DIA. WEIGHT OF OVERBANK CAR. OVER END TRUCK - NKP DNG. 4054-0		<b>BUSINESS CAR-6</b>  CAR NUMBERS  <b>N.K.P.</b> ADVISORY MECHANICAL COMMITTEE CLEVELAND, OHIO REVISIONS DR. TR. CH. GROUP NO. SHEET NO. 6	
---	--	--	--	---	--	---	--	--	--



F-M 7 1/2 KW MOTOR-  
GENERATOR BATTERY  
CHARGER



REMODELED AT CALUMET IN 1953

A & W SASH IN OBSERVATION  
END WINDOWS ONLY.

FORMERLY PULLMAN CAR KITCHI GAMMI CLUB

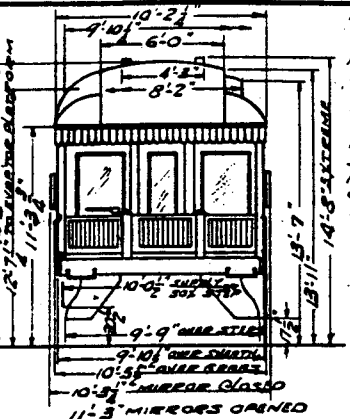
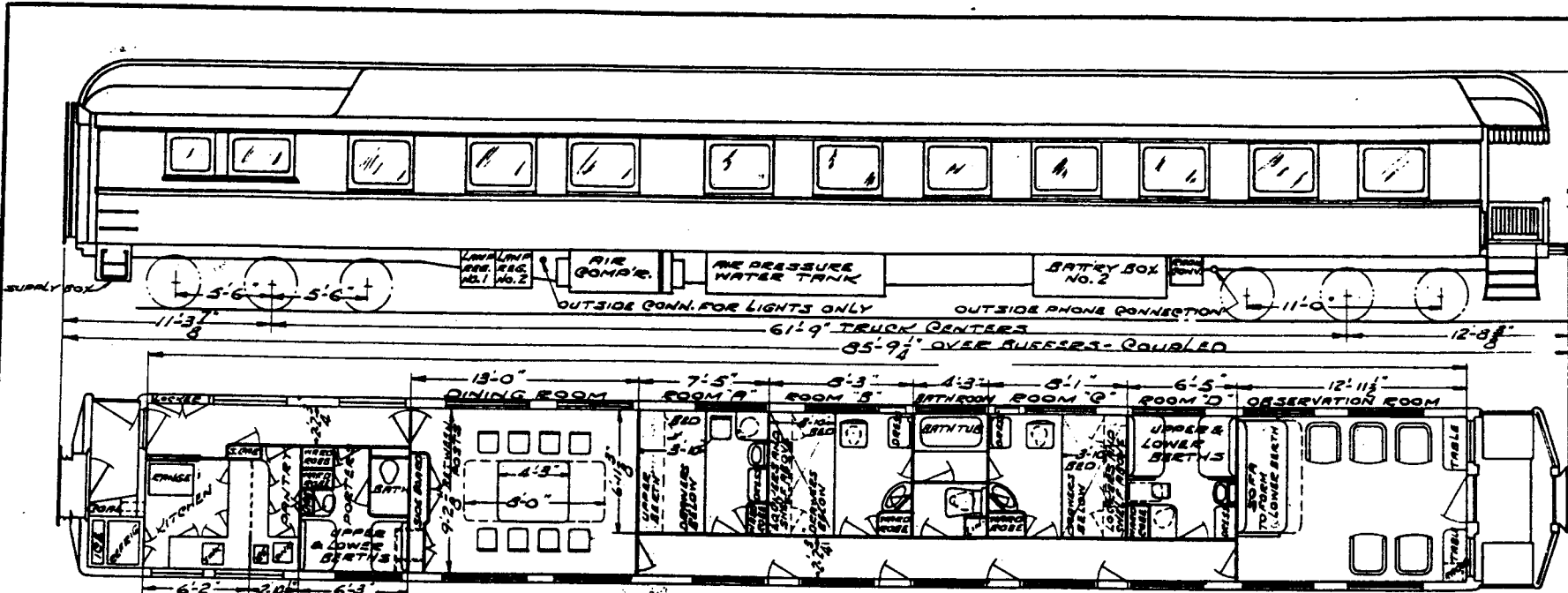
BUILT BY	PULLMAN
YEAR BUILT	1923 - REBUILT 1937 - NOTE - 1
CAPACITY PASSENGERS	
OBS. END	92,200 - VEST. END 96,840*
WEIGHT - TOTAL	188,040*
BUILDERS REFERENCE	LOT 4670
AIR BRAKE MFG.	
AIR BRAKE SCHEDULING	
BASKET RACKS	
BODY BOLSTER	BUILT UP STEEL
BODY CENTER PLATE	CAST STEEL
BODY CENTER SILLS	
BODY HEADLINING	
BODY INSIDE FINISH	STEEL
BODY OUTSIDE FINISH	STEEL
BODY SUPERSTRUCTURE	STEEL
BODY UNDERFRAME	STEEL
BOXES - LITER	
BOXES - PAPER	
BUFFER - UPPER	PULLMAN - 2 STEM
BUFFER - LOWER	
CABINETS	STEEL

CEILING - TYPE	CLERE STORY
COUPLER	
COUPLER GEN. DEVICE	
CURTAINS	
DECK SASH - STATIONARY	
DECK SASH - SWINGING	
DIAPHRAGM	
DRAFT GEAR	
FANS - ELECTRIC	
FILTER	
FIRE EXTINGUISHER	
FLOORING	
FLOOR COVERING	CARPET & RUBBER TILE
HANDBRAKE	
HEATER	557 TYPE "A" SIMPLEX
HEATING SYSTEM	VAPOR
HOPPER	
INSULATION AXLE	ELECTRIC & BATTERIES
LIGHTING SYSTEM	
L. S. BATTERIES	GOULD KAZ-28
L. S. GENERATOR	SAFETY 7.5 KW
L. S. GENERATOR PULLEY	PULLMAN NO. 6 DRIVE

L. S. GENERATOR AXLE PULLEY	PULLMAN NO. 5 DRIVE
L. S. GENERATOR SUSPENSION	BODY
L. S. CHARGING RECEPTACLE	
L. S. TRAIN CONNECTORS	
LIGHTS - NO.	
MAIL POLICH RACKS	
MARKER LAMPS	
PLATFORM	
PLATFORM COVERING	
PLATFORM STEPS	
PLATFORM TRAP DOOR	
RANGE	
ROOF	
SASH	WOOD
SIZE OF GLASS - SASH	
SEATS OR CHAIRS	
SEAT COVERING	
SEAT COVERING	
SEAT COVERING	
VENTILATORS	
WASH BASINS	
WATER COOLERS	
WATER HEATER	
WATER SUPPLY	WATER PRESSURE

YOKE	
TRUCKS	
BOLSTER	CAST STEEL
BRAKES	SIMPLEX CLASP
CENTER BOLSTER	CAST STEEL
CENTER PLATE	CAST STEEL
CENTER PIN	
FRAMES	CAST STEEL
JOURNALS	
JOURNAL BOXES	
PEDESTALS	
ROLLER BEARINGS	
TRUCK BEARINGS	
SIDE BEARING ARCH	
WHEELS	36" DIA.
WEIGHT OF ONE TRUCK	

AIR CONDITIONED		BUSINESS CAR - 7	
CAR NUMBERS			
N.K.P.			
MECHANICAL DEPARTMENT CLEVELAND, OHIO DEC. 10, 1954			
REVISIONS			
3-30-56			
DR	TR	CH	GROUP No.
2 FC	2 FC		1
			SHEET No.
			7



NOTE-1  
BUILT BY PULL.  
1925 LEASD  
FROM G&O RY.  
1943.  
PURCHASED  
FROM G&O RY.  
2-15-44.  
NOTE-2  
SAFETY GLASS  
APPLIED TO  
OUTSIDE SASH  
END WINDOWS  
AND DOOR ON  
OBSERVATION  
END.

NOTE-3  
CAR EQUIPPED WITH PULLMAN  
MECHANICAL TYPE AIR CONDITIONING  
SYSTEM OUTSIDE DUCT.  
NOTE-4  
CAR EQUIPPED WITH DOREL AIR RECOVERY  
PANELS

BUILT BY PULLMAN SEE NOTE-1  
YEAR BUILT - 1925 SEE NOTE-1  
CAPACITY PASSENGERS - 7 & 2 PORTERS  
KIT END: 103000 \* OBS END 96700 \*  
WEIGHTS - TOTAL 199700 \*  
BUILDERS REFERENCE - LOT 4826  
AIR BRAKE MFG. - N.A.S. CO.  
AIR BRAKE SCHEDULE - UR-2-16  
BASKET RACKS  
BODY BOLSTER - CAST STEEL  
BODY CENTER PLATE - CAST STEEL  
BODY CENTER RAILS - BUILT UP STEEL  
BODY HEADLINING - STEEL  
BODY INSIDE FINISH - STEEL  
BODY OUTSIDE FINISH - STEEL  
BODY SUBSTRUCTURE - STEEL  
BODY UNDERFRAME - STEEL  
BOXES - LETTER  
BOXES - PAPER  
BUFFER - UPPER - FOWLER  
BUFFER - LOWER - MINER 8-10-Y  
CAR LINING - STEEL

CEILING - TYPE - GLASS STORY  
COUPLER - TYPE E 6' X 8" SHANK  
COUPLER CEN. DEVICE  
CURTAINS - PANTASOTE  
DECK SASH - STATIONARY  
DECK SASH - SWINGING  
DIAPHRAGM - GALVANIZED  
DRAFT GEAR - MINER A-4-PX  
FANS - ELECTRIC - 8-EXHAUST  
FILTER  
FIRE EXTINGUISHER  
FLOORING - COMPOSITION  
FLOOR COVERING - CARPET & RUBBER TILE  
HANDBRAKE - LINDSTROM & BLACKALL  
HEATER  
HEATING SYSTEM - VAPOR  
HOPPER - 6 FLUSH  
INSULATION  
LIGHTING SYSTEM - AXLE ELEC. & BATTERY  
L. S. BATTERIES - GAYLOR KALDA 1200AH  
L. S. GENERATOR - SAFETY 10 KW  
L. S. GENERATOR PULLEY - SPICER DRIVE

L. S. GENERATOR AXLE PULLEY - SPICER DRIVE  
L. S. GENERATOR SUSPENSION - BODY  
L. S. CHARGING RECEPTACLE ANDERSON #4-1866B  
L. S. TRAIN CONNECTORS - PYLE NAT'L SHIRT TLP 340  
LIGHTS - NO - 66  
MAIL POUCH RACKS  
MARKER LAMPS - WIRED FOR ALSTERIC  
PLATFORM - CAST STEEL  
PLATFORM COVERING - RUBBER TILE  
PLATFORM STEPS - STEEL STEAD RUBBER LEAD INSULET  
PLATFORM TRAP DOOR - STEEL  
RANGE - STEARNS O-3212  
ROOF - STEEL  
SASH - ALUMINUM - SEALAO  
SIZE OF GLASS - SASH SEE NOTE-2  
SEATS OR CHAIRS - ISOFA 10 CHAIRS 5 OBS.  
SEAT COVERING - GREEN FREEZE BOLD ROSE MIMING  
VENTILATORS - 8 GALVANA  
WASH BASINS - 4 SANITARY MEAR CO.  
WATER COOLERS - THERMOS CARAFES  
WATER HEATER  
WATER SUPPLY - AIR PRESSURE

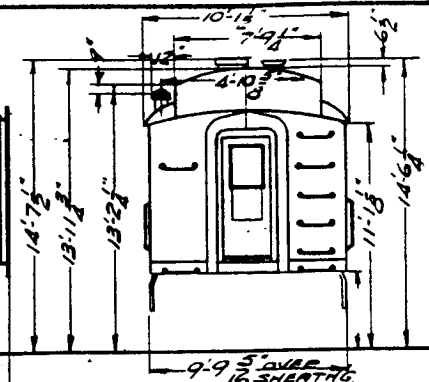

YORK - CAST STEEL  
TRUCKS  
BOLSTER - CAST STEEL  
SPAKES - SIMPLEX GLASS  
CENTER BOLSTER - CAST STEEL  
CENTER PLATE - CAST STEEL  
CENTER PIN - MINER LOCKING  
FRAMES - CAST STEEL  
JOURNALS - 5 1/2 X 10  
JOURNAL BOXES - OWG 133-3-492  
PEDESTALS - CAST STEEL INTEGRAL  
ROLLER BEARINGS  
SIDE BEARINGS - QRE 90-2A INSIDE  
SIDE BEARING ARCH - NONE  
WHEELS - 46" DIA.  
WEIGHT OF ONE TRUCK 23700 \*

AIR CONDITIONED		BUSINESS CAR-30	
SEE NOTE-3			
CAR NUMBERS			
<h1>N.K.P.</h1>			
ADVISORY MECHANICAL COMMITTEE CLEVELAND, OHIO			
REVISIONS			
BR	TR	CH	GROUP NO.
			1
			8

**GROUP-2**  
**DINING CARS**







NOTE: -2  
PULLMAN  
MECHANICAL  
AIR CONDITIONING  
SYSTEM INSIDE  
DUCT APPLIED  
MAY 1937.

BUILT BY - PULLMAN  
YEAR BUILT - JUNE 1927  
CAPACITY PASSENGERS - 28  
M.T. END 98900 OPR AND 88700  
WEIGHT - TOTAL - 197600  
BUILDERS REFERENCE - LOT 6049  
AIR-BRAKE MFG. - NY BR Co.  
AIR BRAKE SCHEDULE - UR-2 16X12  
BASKET RACKS -  
BODY BOLSTER - CAST STEEL  
BODY CENTER PLATE - CAST STEEL SEE  
BODY CENTER RAILS - BUILT UP STEEL  
BODY HEADLINING - STEEL  
BODY INSIDE FINISH - STEEL  
BODY OUTSIDE FINISH - STEEL  
BODY SUPERSTRUCTURE - STEEL  
BODY UNDERFRAME - STEEL  
BOXES - LETTER  
BOXES - PAPER  
BUFFER UPPER - BOWLER OLD STYLE  
BUFFER LOWER - BIAZ  
CARTONES - 1/4" BRASS STEEL

CEILING - TYPE - GLASS STORY  
COUPLER - TYPE B 6" X 14" BOX OPENING  
COUPLER GEN. DEVICE - PULLMAN  
CURTAINS - SILK FASE BANTASOTE  
DECK BASH - STATIONARY  
DECK BASH - SWINGING - 7  
DIAPHRAGM - RAY 3 PICE 2 FOLD  
DRAFT BAR - WAUGH P 24 K  
FANS - ELECTRIC - 1 BSKT. 4 EXHAUST  
FILTER  
FIRE EXTINGUISHER - 1 QT. PYRENE  
FLOORING - COMPOSITION  
FLOOR COVERING - RUBBER & RUBBER TILE  
HANDRAKE - R.M. BLACKWALL  
HEATER  
HEATING SYSTEM - VAPOR  
HOPPER  
INSULATION 2 3/4" BLY SALAMANDER  
LIGHTING SYSTEM - AXLE ELECTRIC BOLT  
L. S. BATTERY - COLTON RICH 25 GILL 52AH  
L. S. GENERATOR - SAFETY 10 KW  
L. S. GENERATOR PULLEY - SPIDER DRIVE


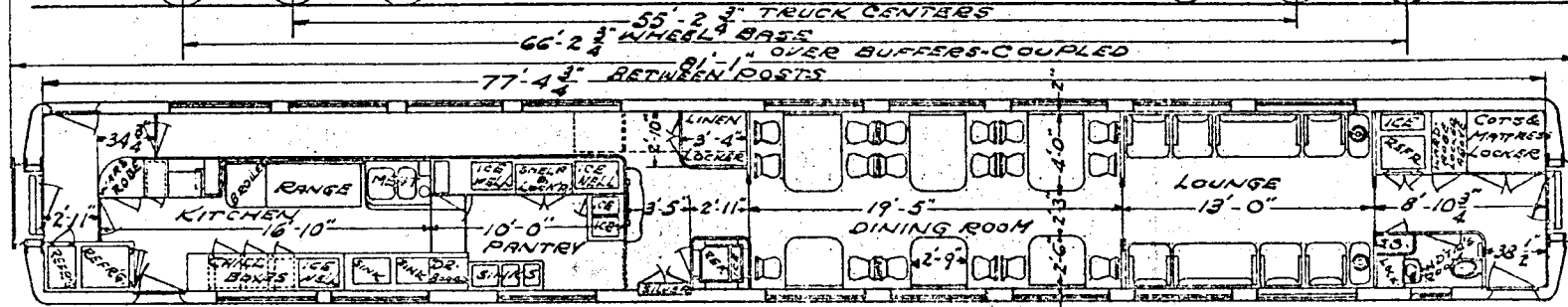

L. S. GENERATOR AXLE PULLEY - SPIDER DRIVE  
L. S. GENERATOR SUSPENSION - BODY  
L. S. CHARGING RECEPTACLE - ANDERSON  
L. S. TRAIN CONNECTORS  
LIGHTS - NO. - 41  
MAN POUCH BAGS  
MARKER LAMP - WIRED FOR ELECTRIC  
PLATFORM - CAST STEEL  
PLATFORM COVERING  
PLATFORM STEPS  
PLATFORM TRAP DOOR  
RANGE - STAINLESS  
ROOF - STEEL  
BASH - WOOD  
SIZE OF GLASS - BASH - 28 1/2" X 32" 10 X 20"  
SEATS OR CHAIRS - 28 CHAIRS  
SEAT COVERING - BLUE GRAY BUST. GREEN  
VENTILATORS - 4 GARLAND 1 GLOBE  
WASH BASINS - 1 FOLDING  
WATER COOLERS  
WATER HEATER  
WATER SUPPLY - GRAVITY

YCKE - CAST STEEL  
TRUCKS  
BO. STER - CAST STEEL  
BRAKES - SIMPLEX GLASS  
CENTER BOLSTER - CAST STEEL  
CENTER PLATE - CAST STEEL  
CENTER PIN - MINER SAFETY LOCKING  
FRAMES - CAST STEEL  
JOURNALS - 5 1/2" X 10"  
JOURNAL BOXES - DNG 185-3-1309 SPECIAL  
PEDESTALS - Q. 3 INTEGRAL TO FRAMES  
ROLLER BEARINGS  
SID. BEARINGS - 43 WOODS DNG 989  
RIDE BEARING ARCH  
WHEELS - 36" DIA.  
WEIGHT OF ONE TRUCK - 2500 LBS.  
GEN. DEG. OF TRUCK 184-B-58

AIR CONDITIONED		104
SEE NOTE: - 2		
CAR NUMBERS		
DINER		
<b>N.K.P.</b>		
ADVISORY MECHANICAL COMMITTEE CLEVELAND, OHIO SEPT. 12 1944		
REVISIONS		
DR	TR	CH
1	6	3
GROUP No.		SHEET No.
2		1

AIR CONDITIONED, FRIGIDAIRE ELECTRO MECHANICAL SYSTEM

DOREX PANELS APPLIED



NOTE: 1  
3" STAINLESS STEEL  
FLOOR, AND WOOD  
FLOOR RACKS IN  
KITCHEN & PANTRY

NOTE: 2  
64 VOLT SYSTEM

NOTE: 3  
RADIO RCA MODEL MT-13154

FORMERLY CAR 105

BUILT BY - PULLMAN  
 YEAR BUILT - JUNE 1927. REBUILT - 1949  
 CAPACITY PASSENGERS 18-DINING; 10 LOUNGE  
 CAPACITY - LBS.  
 WEIGHT - TOTAL  
 BUILDERS REFERENCE - LOT 6049  
 AIR BRAKE MFC - NY RB. Co.  
 AIR BRAKE SCHEDULE - UC-2-16X12  
 BASKET RACKS  
 BODY BOLSTER - CAST STEEL  
 BODY CENTER PLATE - CAST STEEL SEPARATE  
 BODY CENTER SILL - BUILT UP STEEL  
 BODY HEADLINING - STEEL  
 BODY INSIDE FINISH - STEEL  
 BODY OUTSIDE FINISH - STEEL  
 BODY SUPER-FRAME - STEEL  
 BODY UNDER-FRAME - STEEL  
 BOXES - LETTER  
 COVERS - PAPER  
 CUPPER - UPPER - FOWLER  
 CUPPER - LOWER - 8-10X  
 CAB. NPK - 12" BRESSED STEEL

CEILING - TYPE - FLAT  
 COUPLER - TIGHT LOCK TYPE 'H'  
 COUPLER CE' DEVICE - N.M.B. & S.C. Co.  
 CURTAINS - PANTASOTE  
 DECK BASH - STATIONARY  
 DECK SASH - SWINGING  
 DIAPHRAGM - BEX 3 PIECE 2 FOLD  
 DRAFT GEAR - WAUGH TWIN CUSHION-TYPE WM-6-DF  
 FAN - ELECTRIC - 1 BRACKET & 4 EXHAUST  
 FILTER  
 FIRE EXTINGUISHER - 1 QT. PYRENE  
 FLOORING - COMPOSITION - SEE NOTE 1  
 FLOOR COVERING - GRAPT SEE NOTE 1  
 HANDBRAKE - RYH BLACKBALL  
 HEATER  
 HEATING SYSTEM - VAPOR  
 HOPIER - DUNER  
 INSULATION - 2 & 3 PLY SALAMANDER  
 LIGHTING SYSTEM - FLEX SYSTEM 61 617  
 L. S. B. TIEPIER - GOLD KALD 258 CAP 720  
 L. S. GREIFER - 20 IN. SAFETY GENERATOR  
 L. S. GENERATOR PULLEY - SPICER DRIVE

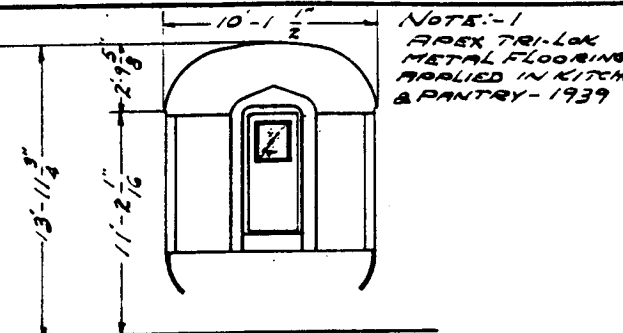

L. S. GENERATOR AXLE PULLEY - SPICER DRIVE  
 L. S. GENERATOR SUSPENSION - BODY  
 L. S. CHARGING DEBR. TABLE - ANDERSON SE 2690  
 L. S. TRAIN CONNECTORS - PYLE NAT. TLEOL-200  
 LIGHTS - NO.  
 MAIL FOUCH RACKS  
 MARKED LAMPS  
 PLATFORM - CAST STEEL  
 PLATFORM COVERING  
 PLATFORM STEPS  
 PLATFORM TRAP DOOR  
 RANGE  
 ROOF - STEEL  
 SASH - ADAMS & WETLAKE SEALED  
 3/4" GLASS 4" HOLE OUTSIDE 1/2" LAM INSIDE  
 SEATS OF CHAIRS - 18 CHAIRS 6 LOUNGE 25 SEATS  
 SEAT COVERING  
 VENTILATORS  
 WASH BASINS - PENEDGE 18" X 16" STANDARD 3 ANT.  
 WATER COOLERS  
 WATER HEATER - 576 VAPOR, EXCELSO  
 WATER SUPPLY - GRAVITY

YUKE CAST STEEL

TRUCKS

BOLSTER - CAST STEEL  
 BRAKES - SIMPLEX CLASP  
 CENTER BOLSTER - CAST STEEL  
 CENTER PLATE - CAST STEEL  
 CENTER PIN - MINER SAFETY LOCKING  
 FRAMES - CAST STEEL  
 JOURNALS - 5 1/2" X 10"  
 JOURNAL BOXES - DWG. 185-3-1209-SPECIAL  
 PEDI-STATS - C.S. INTERNAL TO FRAME  
 ROLLER BEARINGS  
 SIDE BEARINGS - E.S. WOODS D.A.G. 717  
 SIDE BEARING - 1/2" X 1/2"  
 WHEELS - 34"  
 WEIGHT OF ONE TRUCK - 2500 LBS.  
 GEN. DWG. OF TRUCK - 18-4-59

AIR		128	
CONDITIONED			
CAR NUMBERS			
DINER LOUNGE			
<b>N.K.P.</b>			
ADVISORY MECHANICAL COMMITTEE CLEVELAND, OHIO JUNE 8, 1949			
REVISIONS			
210			
50			
DR	TS	CH	GROUP NO.
1/5	2/5		2
			2




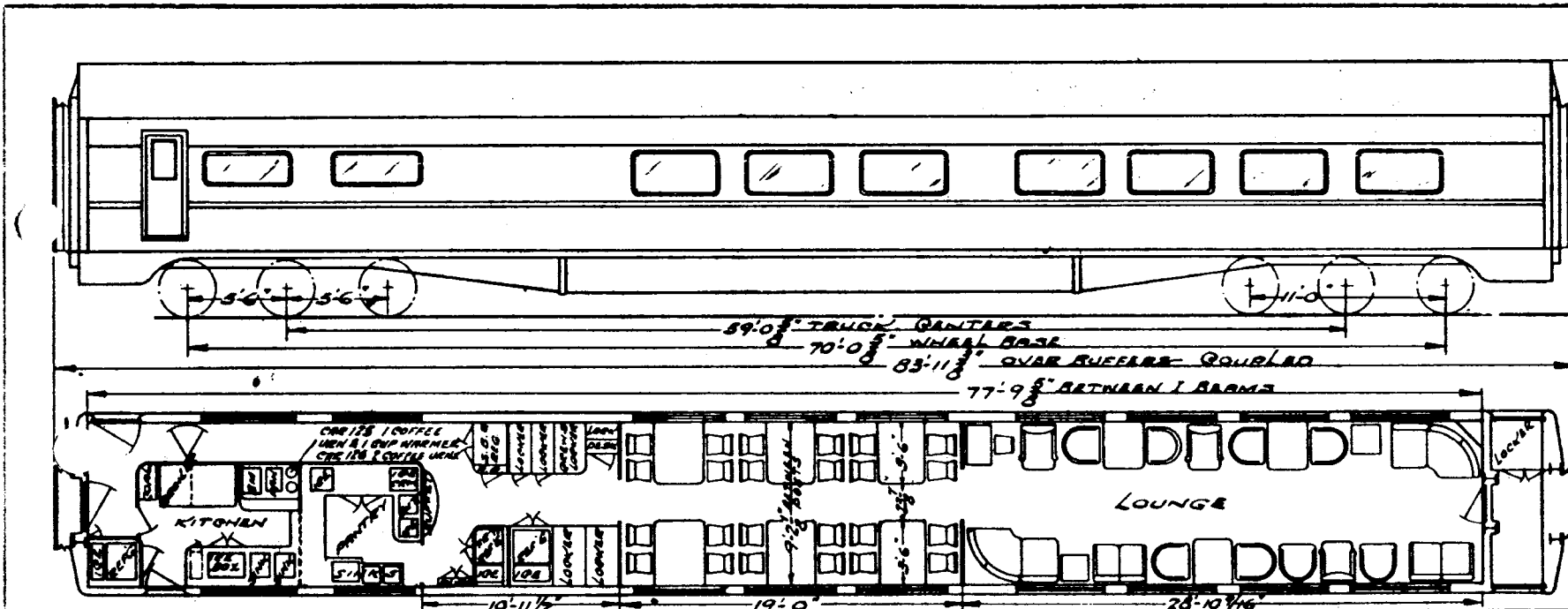
NOTE:-1  
 APEX 7121-LOK  
 METAL FLOORING  
 APPLIED IN KITCHEN  
 & PANTRY-1939

BUILT BY - <b>PULLMAN</b>	CEILING - TYPE - <b>CLERK STORY</b>	L. S. GENERATOR AXLE PULLEY - <b>SPICER DRIVE</b>	YOKE <b>CAST STEEL</b>
YEAR BUILT - <b>JUNE - 1927. REBUILT - 1949</b>	COUPLER TYPE - <b>E 6 1/2" 8" BATH OPERATING.</b>	L. S. GENERATOR SUSPENSION - <b>BODY</b>	TRICKS
CAPACITY PASSENGERS - <b>18 DINING; 10 LOUNGE</b>	COUPLER CEN. DEVICE - <b>PULLMAN</b>	L. S. CHARGING RECEPTACLE - <b>ANDERSON</b>	BOLSTER - <b>CAST STEEL</b>
CAPACITY - <b>188</b>	CURTAINS	L. S. TRAIN CONNECTORS	BRAKES - <b>SIMPLEX CLASP</b>
WEIGHT - <b>TOTAL</b>	DECK BASH - <b>STATIONARY</b>	LIGHTS - <b>NO.</b>	CENTER BOLSTER - <b>CAST STEEL</b>
BUILDERS REFERENCE - <b>LOT 6049</b>	DECK BASH - <b>SWINGING</b>	MAIL POUCH RACKS	CENTER PLATE - <b>CAST STEEL</b>
AIR BRAKE MFG. - <b>NY A.B. Co.</b>	DIAPHRAGM - <b>REX 3 PIECE 2 FOLD</b>	MARKER LAMPS	CENTER PIN - <b>MINER SAFETY LOCKING</b>
AIR BRAKE SCHEDULE - <b>U.C. 2-16X12</b>	DRAFT GEAR - <b>MINER #139</b>	PLATFORM - <b>CAST STEEL</b>	FRAMES - <b>CAST STEEL</b>
BASKET RACKS	FANS - <b>ELECTRIC</b>	PLATFORM COVERING	JOURNALS - <b>5 1/2" X 10"</b>
BODY BOLSTER - <b>CAST STEEL</b>	FILTER	PLATFORM STEPS	JOURNAL BOXES - <b>DWG. 125-3-1209-SPECIAL</b>
BODY CENTER PLATE - <b>CAST STEEL SEPARATE</b>	FIRE EXTINGUISHER - <b>1 QT. PYRENE</b>	PLATFORM TRAP DOOR	POSTALS - <b>C.S. INTEGRAL TO FRAME</b>
BODY CENTER SILL - <b>BUILT UP STEEL</b>	FLOORING - <b>COMPOSITION</b>	RANGE	ROLLER BEARINGS
BODY HEADLINING - <b>STEEL</b>	FLOOR COVERING - <b>CARPET SEE NOTE:-1</b>	ROOF - <b>STEEL</b>	ROOF BEARINGS - <b>E.S. WOODS DNE-989</b>
BODY INSIDE FINISH - <b>STEEL</b>	HANDBRAKE - <b>18" BLACKALL</b>	BASH - <b>ADAMS &amp; WESTLAKE</b>	SIDE BEARING ARCH
BODY OUTSIDE FINISH - <b>STEEL</b>	HEATER	SIZE OF GLASS - <b>BASH</b>	WHEELS - <b>36"</b>
BODY SUPERSTRUCTURE - <b>STEEL</b>	HEATING SYSTEM - <b>VARIABLE</b>	SEATS OR CHAIRS - <b>18 CHAIRS; 6 LOUNGE; 2 SETS</b>	WRIGHT OF TRUCK, <b>125-8-38</b>
BODY UNDERFRAME - <b>STEEL</b>	HOPPER -	SEAT COVERING	
BOXES - <b>LETTER</b>	INSULATION - <b>2 1/2" PLY SALAMANDER</b>	VENTILATORS	
BOXES - <b>PAPER</b>	LIGHTING SYSTEM - <b>FLUO FLUOR &amp; BATH</b>	WASH BASINS	
BUFFER - <b>UPPER - FOWLER</b>	L. S. BATTERIES - <b>EDWARD HIGH-CELL GIRAN</b>	WATER COOLERS	
BUFFER - <b>LOWER - 8-10X</b>	L. S. GENERATORS - <b>20-KVA</b>	WATER HEATER	
CABINETS - <b>1/2" PRESSD STEEL</b>	L. S. GENERATOR PULLEY - <b>SPICER DRIVE</b>	WATER SUPPLY - <b>GRAVITY</b>	

<b>AIR</b>		
<b>CONDITIONED</b>		<b>128</b>
<b>CAR NUMBERS</b>		
<b>DINER LOUNGE</b>		
<b>N.K.P.</b>		
<b>ADVISORY MECHANICAL COMMITTEE</b>		
<b>CLEVELAND, OHIO JUNE 8, 1949</b>		
<b>REVISIONS</b>		
DR	TR	CH
<b>GROUP NO.</b>		<b>SHEET NO.</b>
<b>2</b>		<b>2</b>







NOTE:-1  
CAR 126 EDIS  
R 12 H, 28 CR  
S 12 AM BI SERIES

CAR 126 EXIDE  
LOT 218, 16 QELL  
560 AM BATTERIES  
10" DIA. GEN PULLEY  
20" DIA. AXLE PULLEY

NOTE:-2  
CARS 125 & 126 EQUIPPED WITH PULLMAN MECHANICAL TYPE AIR CONDITIONING SYSTEM INSIDE DUST WITH BURGESS MULTI-VENT PANELS IN CEILING.

NOTE:-3  
SIZE OF GLASS - 4'9" x 2'4" & 4'9" x 27" INSIDE LIGHT 1/4" SPACED GLASS, OUT 1/4" SPACED 1/4" SOLID PLATE GLASS PER UNIT.

NOTE:-4  
CARS EQUIPPED WITH DOREX AIR RECOVERY PANELS

TOTAL	CARRIAGE	ATTENDANT	CARRIAGE
191800	37700	104105	126

KITCHEN & PANTRY - STAINLESS STEEL THROUGHOUT.

BUILT BY - **PULLMAN** MODERNIZED  
YEAR BUILT - **FEB 1940** CAR 125-126, 127, 128  
CAPACITY PASSENGERS - **14 DINING**

WEIGHT - TOTAL **SEE TABLE**  
BUILDERS REFERENCE - **LOT 6403**  
AIR BRAKE MFG. - **N.Y.B.R. Co.**  
A. KE SCHEDULE - **U-12 BC 16" X 12"**  
B. TACKS  
C. BOLSTER - **CAST STEEL**  
BODY CENTER PLATE - **CAST INTEGRAL**  
BODY CENTER BILLS - **BUILT UP STEEL RIBS**  
BODY HEADLINING - **STEEL**  
BODY INSIDE FINISH - **STEEL**  
BODY OUTSIDE FINISH - **STEEL**  
BODY SUPERSTRUCTURE - **STEEL**  
BODY UNDERFRAME - **STEEL**  
BOXES - LETTER  
BOXES - PAPER  
BUFFER - UPPER - **FOWLER**  
BUFFER - LOWER - **MINER RIGID**  
CAR LINER - **BRASS STAINLESS**

CEILING - TYPE - **GLASS STORY**  
EQUIPMENTS - **ARR TYPE A BOT OPERATOR**  
COUPLER GEN. DEVICE - **PULLMAN**  
CURTAINS - **SILK FACE PANTASOTE**  
DECK BASH - STATIONARY  
DRAFT BASH - SWINGING  
DIAPHRAGM - **RAX 2 FOLD**  
DRAFT CEAR - **MINER R5XR**  
FANS - ELECTRIC  
FILTER  
FIRE EXTINGUISHER - **1 QT. FVREYTLER**  
FLOORING - **QZITE**  
FLOOR COVERING - **CARPET**  
HANDBRAKE - **R.H. ALBOKALL**  
HEATER  
HEATING SYSTEM - **VARCO**  
HOPPER  
INHABITATION - **223 NY SALAMANDER**  
LIGHTING SYSTEM - **AXLE PLACER BATT**  
L. S. BATTERIES - **SEE NOTE 1**  
L. S. GENERATOR - **SAFETY 10 KW**  
L. S. GENERATOR PULLEY - **SPICAR DRIVE**

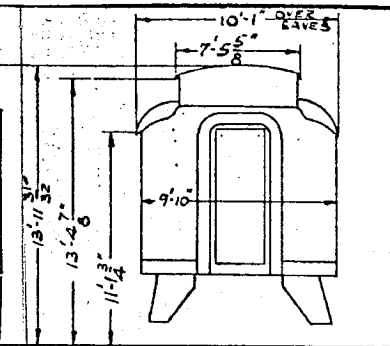
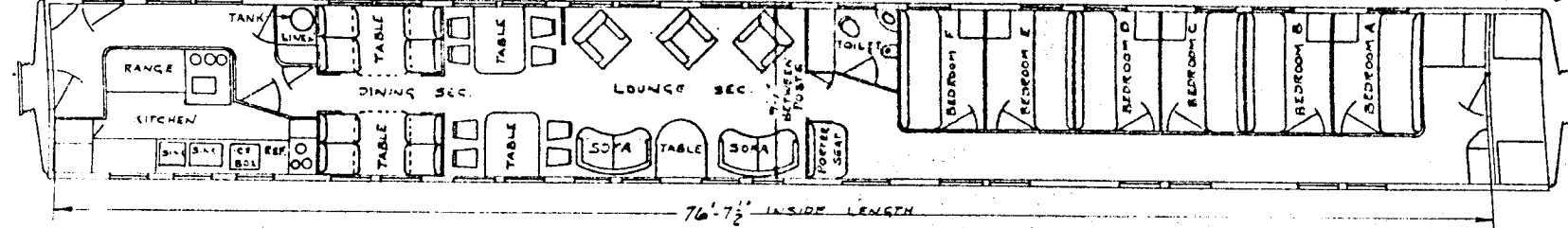
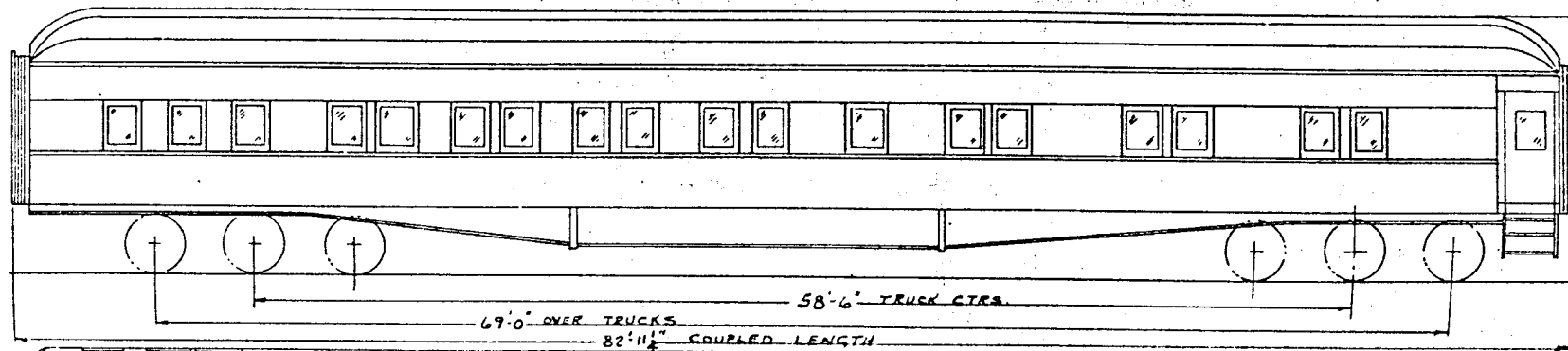
L. S. GENERATOR AXLE PULLEY - **SPICAR DRIVE**  
L. S. GENERATOR SUSPENSION - **BODY HUNG**  
L. S. CHARGING RECEPTACLE  
L. S. TRAIN CONNECTORS  
LIGHTS - NO  
MAIL POVEN RACKS  
MAPPER LAMPS  
PLATFORM - **CAST STEEL**  
PLATFORM COVERING  
PLATFORM STEPS - **ATREAD DIAMONDETTE**  
PLATFORM TRAP DOOR - **EDWARDS H4V**  
RANGE - **STARNES**  
ROOF - **STEEL .010" GB**  
RASH - **RAW No. 36 EXTRUDED ALUMINUM**  
SIZE OF GLASS - **SEE NOTE 3**  
SEATS OR CHAIRS - **10 DINING 12 LOUNGE 4 SETEAS**  
SEAT COVERING  
VENTILATORS - **2 MUDGE PEARLESS**  
WASH BASINS - **1- FOLDING**  
WATER COOLERS  
WATER HEATER  
WATER SUPPLY - **GRAVITY**

YOKE - **CAST STEEL**

TRUCKS

BOLSTER - **CAST STEEL**  
BRAKES - **SIMPLEY GLASS**  
CENTER BOLSTER - **CAST STEEL**  
CENTER PLATE - **CAST STEEL**  
CENTER PIN - **MINEE LOCKING**  
FRAMES - **CAST STEEL**  
JOURNALS - **5" X 9"**  
JOURNAL BOXES - **DWG. 185-3-730**  
POSTALS - **CAST INTEGRAL TO FRAME**  
ROLLER BEARINGS  
SIDE BEARINGS - **WOODS-SPRING CONTROLLED**  
SIDE BEARING ARM II  
WHEELS - **36" DIA.**  
WEIGHT OF ONE TRUCK  
**GEN. DWG OF TRUCK 184-8-9**  
**FLOOR PLAN - 159-12-313**

AIR CONDITIONED		125 & 126	
SEE NOTE 2			
CAR NUMBERS			
DINER LOUNGE			
<b>N.K.P.</b>			
ADVISORY MECHANICAL COMMITTEE CLEVELAND, OHIO SEPT. 12, 1944			
REVISIONS			
DR	TR	CH	GROUP No.
			2
			SHEET No.
			5



TOTAL	OPP. END	KITCHEN END	CAR
178,400#	86,900#	91,500#	132
			133

CAR 132 - FORMERLY PULLMAN CAR COMMANDER  
 CAR 133 - FORMERLY PULLMAN CAR CAPTAIN

BUILT BY	PULLMAN
YEAR BUILT	AUG 1927
CAPACITY PASSENGERS	6
WEIGHT - TOTAL	SEE TABLE
WHEELS - REFERENCE	
AIR BRAKE MFG.	
AIR BRAKE EQUIPMENT	
BASKET HOOKS	
BODY BOLSTER	
BODY CENTER PLATE	
BODY CENTER SILL	
BODY HEADLINING	
BODY INSIDE FINISH	
BODY OUTSIDE FINISH	
BODY SUPERSTRUCTURE	
BODY UNDERFRAME	
BOXES - LETTER	
COALS - PAPER	
RUFFER - UPPER	
BUFFER - LOWER	
CAP LINES	

CEILING - TYPE	
COUPLER	
COUPLER GEN. DEVICE	
CURTAINS	
DECK SASH - STATIONARY	
DECK SASH - SWINGING	
DIAPHRAGM	
DRAFT GEAR	
FANS - ELECTRIC	
FILTER	
FIRE EXTINGUISHER	
FLOORING	
FLOOR COVERING	
HANDBRAKE	
HEATER	
HEATING SYSTEM	
HOPPER	
INSULATION	
LIGHTING SYSTEM	
L. S. BATTERIES EDISON A-12-H 25 CELLS	
L. S. GENERATOR	
L. S. GENERATOR PULLEY	

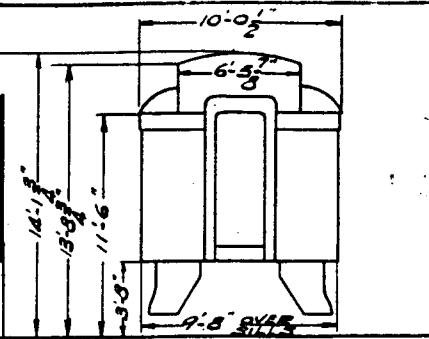
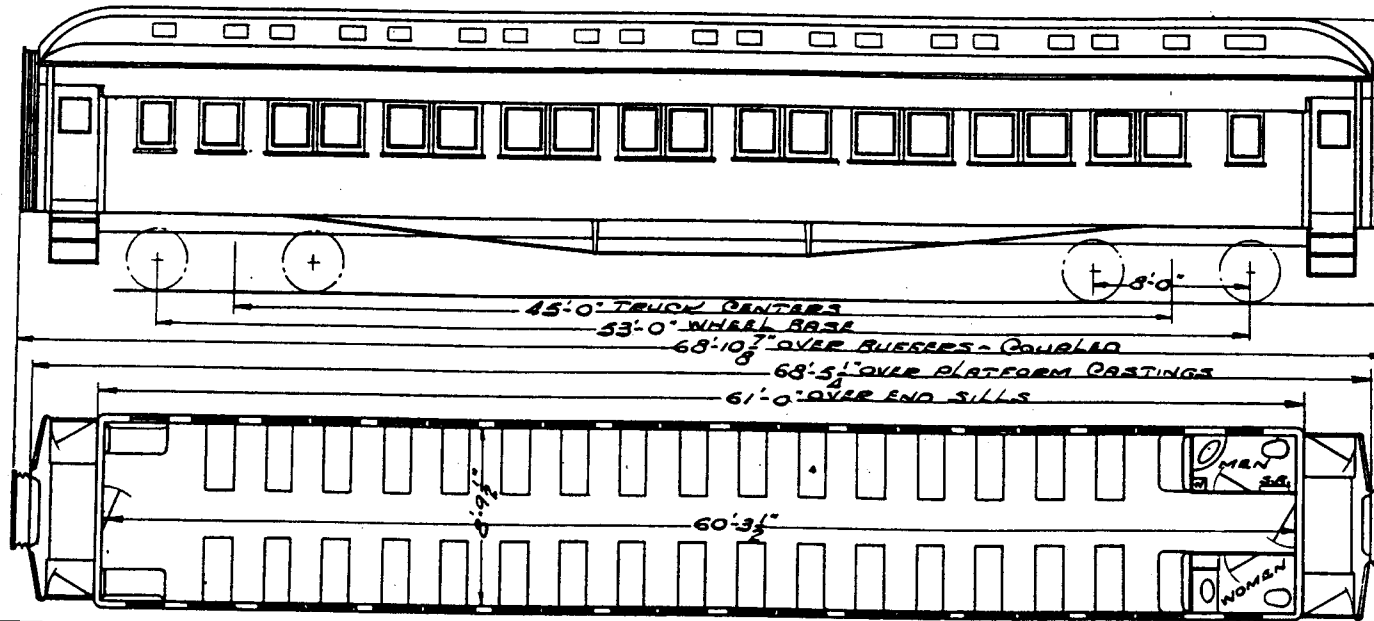
L. S. GENERATOR AXLE PULLEY	
L. S. GENERATOR SUSPENSION	
L. S. CHARGING RECEPTACLE	
L. S. TRAIN CONNECTORS	
LIGHTS - NO.	
MAIL POUCH RACKS	
MARKER LAMPS	
PLATFORM	
PLATFORM COVERING	
PLATFORM STEPS	
PLATFORM TRAP DOOR	
RANGE	
ROOF	
SASH	
SIZE OF GLASS - SASH	
SEATS OR CHAIRS	
SEAT COVERING	
VENTILATORS	
WASH BASINS	
WATER COOLERS	
WATER HEATER	
WATER SUPPLY	

YOKE	
TRUCKS	
BOLSTER	
BRAKES	
CENTER BOLSTER	
CENTER PLATE	
CENTER PIN	
FRAMES	
JOURNALS	
JOURNAL BOXES	
PEDENTALS	
ROLLER BEARINGS	
SIDE BEARINGS	
SIDE BEARING ARCH	
WHEELS	
WEIGHT OF ONE TRUCK	

AIR	132-133			
CONDITIONED				
CAR NUMBERS				
DINER LOUNGE				
NKP				
CLEVELAND, OHIO				
REVISIONS				
DR	TR	CH	GROUP NO.	SHEET NO.
FC	FC		2	6

**GROUP - 3**  
**COACHES**





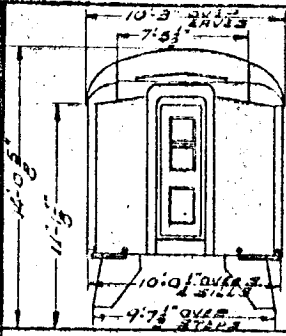
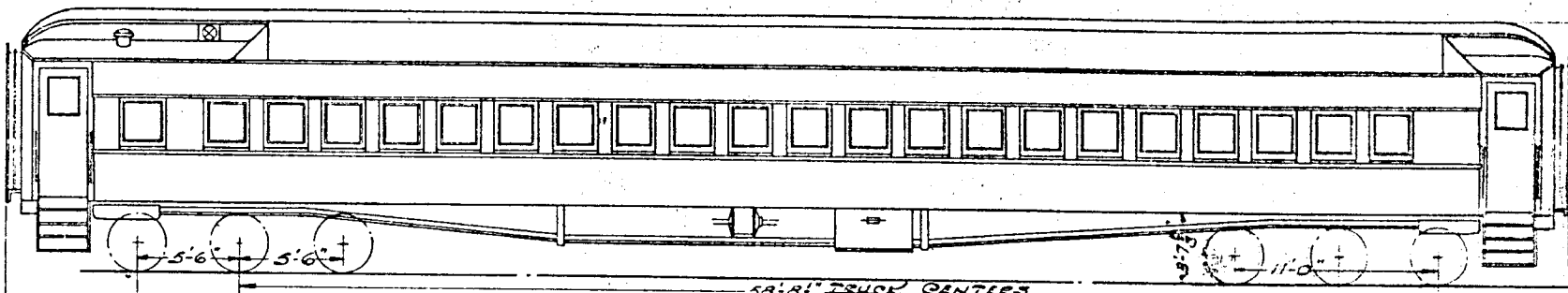
BUILT BY - **A.C.F. JACKSONVILLE IND.**  
 YEAR BUILT - **45-46 1907 50-53 56 1910**  
 CAPACITY PASSENGERS - **72**  
 CAPACITY - **LBS.**  
 WEIGHT - **TOTAL**  
 BUILDERS REFERENCE  
 AIR BRAKE MFG. - **WAB. CO.**  
 AIR BRAKE SCHEDULE  
 BASKET RACKS - **YES**  
 BODY BOLSTER - **CAST STEEL**  
 BODY CENTER PLATE - **CAST INTEGRAL**  
 BODY CENTER SILLS - **STEEL H BEAMS**  
 BODY HEADLINING - **AGASOTE**  
 BODY INSIDE FINISH - **WOOD**  
 BODY OUTSIDE FINISH - **WOOD**  
 BODY SUPERSTRUCTURE - **WOOD**  
 BODY UNDERFRAME - **STEEL**  
 BOXES - **LETTER**  
 BOXES - **PAPER**  
 BUFFER - **UPPER - PULLMAN 2 STAM**  
 BUFFER - **LOWER - MINER A-10**  
 CARLINGS - **IRON & WOOD**

CEILING - **TYPE - CLEAR STORY**  
 COUPLER - **TYPE E 6 1/4 X 8 BOT QDR TGT**  
 COUPLER CEN. DEVICE  
 CURTAINS - **PANTASOTE**  
 DECK SASH - **STATIONARY**  
 DECK SASH - **SWINGING - 18**  
 DIAPHRAGM - **CANVAS 2 FOLD**  
 DRAFT GEAR - **MINER ASP**  
 FANS - **ELECTRIC**  
 FILTER  
 FIRE EXTINGUISHER  
 FLOORING - **WOOD**  
 FLOOR COVERING  
 HANDBRAKE - **LINDSTROM**  
 HEATER  
 HEATING SYSTEM - **VAPOR**  
 HOPPER - **2**  
 ILLUMINATION  
 LIGHTING SYSTEM - **BY L & ELECT & BATT**  
 L. S. BATTERIES - **EDISON A-6NH 256 AH**  
 L. S. GENERATOR - **STEATY 2 KW**  
 L. S. GENERATOR PULLEY **9\"/>**

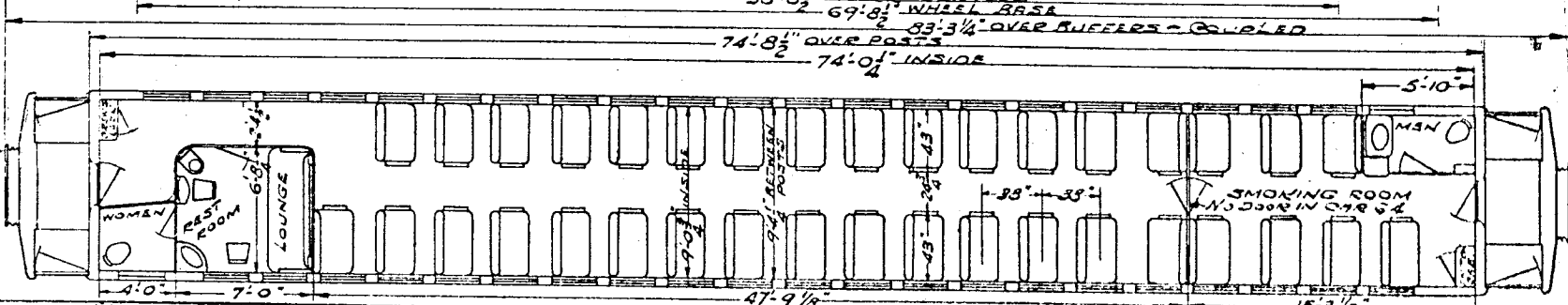
L. S. GENERATOR AXLE PULLEY **19\"/>**

TOKE - **CAST STEEL**  
 TRUCKS  
 BOLSTER - **BUILT UP STEEL**  
 BRAKES - **SINGLE SHOE**  
 CENTER BOLSTER - **BUILT UP STEEL**  
 CENTER PLATE - **MALL IRON**  
 CENTER PIN - **2\"/>**

		51-52	
		CAR NUMBERS	
		COACHES	
		<b>N.K.P.</b>	
		ADVISORY MECHANICAL COMMITTEE CLEVELAND, OHIO SEPT 18, 1946.	
		REVISIONS	
7-14			
40			
DR	TR	CH	GROUP NO.
	JGB		3
			SHEET NO.
			1



NOTE: 1  
 CARS EQUIPPED WITH  
 PULLMAN MECHANICAL  
 TYPE AIR CONDITIONING  
 SYSTEM  
 CAR 60 & 61 INSIDE QUART,  
 JUNE 1937,  
 CARS 62 & 63 OUTSIDE  
 QUART, MARCH 1936,  
 CARS 64 OUTSIDE  
 QUART, MAY 1934



TOTAL	60-61	62-64	CARS
167040	32260	32750	60
161760	32750	32260	61
170000	36000	34000	62
			63
			64

NOTE: 2  
 CARS 60-63 GOULD KALD 14 BATTERIES 450A  
 CARS 64 EDISON 112H CARS 62 AH BATTERIES

NOTE: 3  
 CARS 60-61 2 EXHAUST  
 CARS 62-64 2 EXHAUST, 4 CEILING

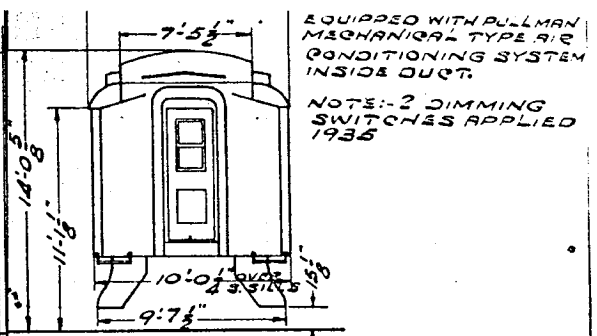
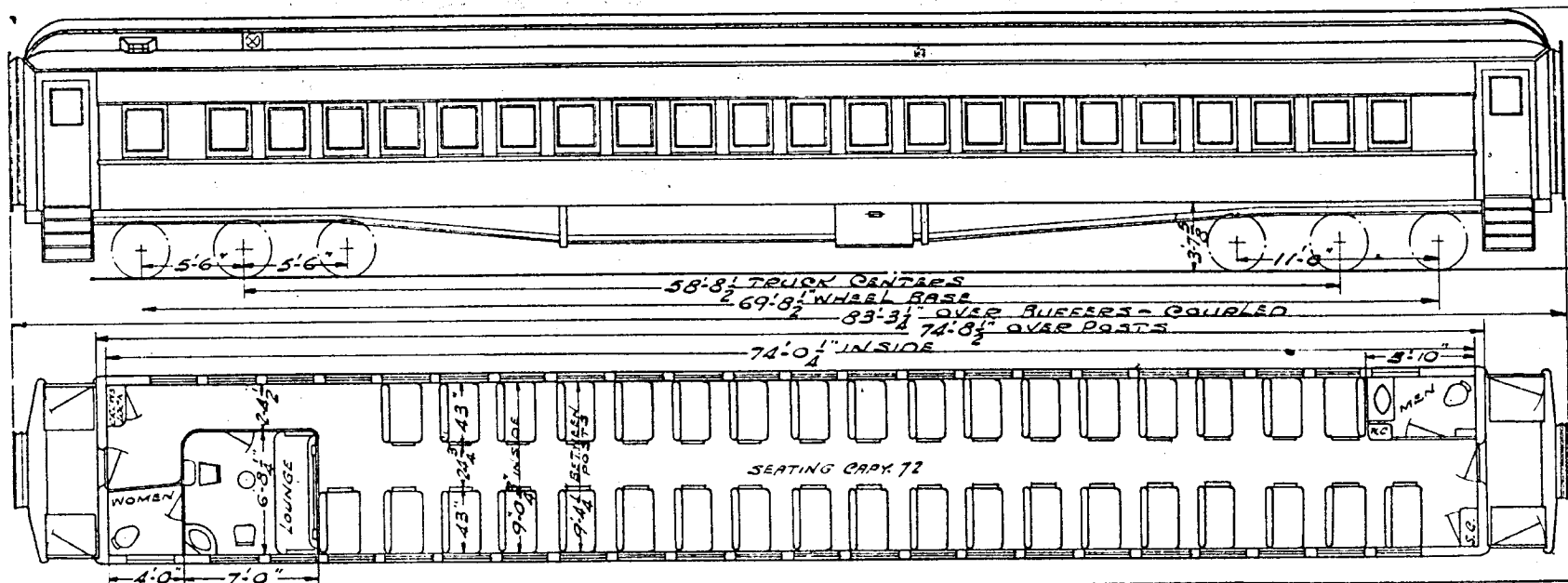
**PULLMAN**  
 YEAR BUILT - 1934  
 CAPACITY PASSENGERS - 78  
 CAPACITY LBS  
 WEIGHT - SEE TABLE  
 BUFFERS - LOT 6446  
 AXLE BOXES - NYAB CO.  
 WHEELS - UG-1-18  
 HOOKS - A&W 374  
 BODY INSIDE FINISH - BUILT UP STEEL  
 BODY CENTER PANEL - CAST STEEL  
 BODY CENTER SILL - STEEL FB TYPE  
 BODY BRACING - STEEL  
 BODY INSIDE FINISH - STEEL  
 BODY OUTSIDE FINISH - STEEL  
 BODY UNDERSTRACTION - STEEL  
 BODY UNDERFRAME - STEEL  
 BODY LETTERS  
 BODY PAINT  
 BUFFER - FOWLER IMPROVED  
 BUFFER POWER - MINER BIRDY  
 COUPLERS - TIGHT

CEILING - GLASS STORY  
 COUPLER - TIGHT LOCK TYPE "H"  
 COUPLER CON. DEVICE - N.M. & S.C. CO.  
 CURTAINS - BANTASOTA  
 DECK WASH - STATIONARY  
 DECK WASH - SWINGING  
 DIAPHRAGM - B&W 2 Fold  
 BRAKE GEAR WAUGH TWIN CUSHION WM-6-0P  
 TRANS. ELECTRIC - SEE NOTE: 3  
 FILTER  
 FIRE EXTINGUISHER - 1QT. PYRINE  
 FLOORING - FLEXOLITH  
 FLOOR CO. - RUBBER TILE  
 HANGING - UNIVERSAL-BLACKALL HAND.  
 HEATER  
 HEATING SYSTEM - VAPOR CONDENSED  
 HOPPER - ROBERT No. 44 & DUNER  
 INSULATION - SALAMANDER  
 LIGHTING SYSTEM - AXLE ELECT & BATT.  
 L.S. BATTERIES - SEE NOTE: 2  
 L.S. GENERATOR - SNEYDY 4 KW  
 L.S. GENERATOR PULLEY 20" DIA. V TYPE

L.S. GENERATOR AXLE PULLEY - 20" DIA. V TYPE  
 L.S. GENERATOR SUSPENSION - BOOY  
 L.S. CHARGING RECTIFIER - ANDERSON. C. C.  
 L.S. TRAIN CONNECTORS - GIBBS  
 LIGHTS - NO. 19  
 MAIL TROUGH BACKS  
 MARKED LAMPS - WIRE FOR ELECTRIC  
 PLATFORM - BUILT UP STEEL  
 PLATFORM COVERING - DIAMONDETT  
 PLATFORM STEPS - 4 KASS TRAP  
 PLATFORM TRAP DOOR - NATIONAL  
 RANGE  
 HOOD - STEEL  
 BASH - WOOD  
 SIZE OF GLASS - BASH - 25" x 29"  
 SEATS OR CHAIRS - 36 COACH & CAR EXPTD.  
 SEAT COVERING - MOQUETTE  
 SHELTER TOP  
 WASH BASINS - DAYTON, V-2011  
 WATER COOLING - GIBBS 26, 292 & 1228  
 WATER HEATER - EXOSAGO No 12  
 WATER SUPPLY - GRAVITY

YONE - CAST STEEL  
 TRUCKS  
 BOX STEEL - CAST STEEL  
 BRAKES - SIMPLE GLASS  
 CENTER PIVOT - CAST STEEL  
 CENTER PLATE - CAST STEEL  
 CENTER PIN - MINOR LOCKING  
 FIBERS - CAST STEEL  
 JOURNAL - 5" x 9"  
 JOURNAL BOXES - DWG. 15-1730  
 REFLECTAL - CAST INTEGRAL TO FRAMES  
 ROLLER BEARINGS  
 SIDE BEARING - STUCKI No. 706-A  
 SIDE BEARING ARM  
 WHEELS - W. S. 35" MULTIPLE WEAR  
 WEIGHT OF ONE TRUCK - 2400

AIR CONDITIONED		60-64	
CAR NUMBERS			
COACHES			
N.K.P.			
ADVISORY MECHANICAL COMMITTEE CLEVELAND, OHIO Oct 9 1944			
REVISIONS			
276			
30			
35	14	CH	GROUP NO.
	3		SHEET NO.
			2



BUILT BY - PULLMAN  
 YEAR BUILT - 1934  
 CAPACITY PASSENGERS - 78

WEIGHT TOTAL - 163200  
 MOTOR REFERENCE - LOT 6446  
 AIR BRAKE MFG. - NYRB Co  
 P. R. BRAKE SCH. DUE - UC-1-13  
 HASKAY BACKS - A & W 37A  
 WHEEL BOLSTER - BUILT UP STEEL  
 MOTOR CENTER PLATE - CAST STEEL  
 TRUCK CENTER SILL - STEEL F.B. TYPE  
 BODY FINISHING - STEEL  
 BODY INSIDE FINISH - STEEL  
 COILN. OUTSIDE FINISH - STEEL  
 BODY & CENTER PLATE - STEEL  
 MOTOR IN FRAME - STEEL  
 MOTOR - FLEET  
 MOTOR PAIR -  
 MOTOR COOPER - FOWLER IMPROVED  
 MOTOR LOWER - MINER B-10X  
 SPRING - STEEL

CEILING - TYPE - OLERA STORY  
 COUPLER - TIGHT LOCK TYPE "H"  
 COUPLER CEN. - WISE - N.M. & S. CO. 1  
 CURTAINS - PANTASOTE  
 DECK BASH - STATIONARY - NONE  
 DECK BASH - SWINGING -  
 DIAPHRAGM - A & W 2 FOLD  
 DRAFT GEAR - WAUGH TWIN C. SHION TYPE WM-6-DF  
 FANS - ELECTRIC - 1 EXHAUST  
 FILTER  
 FIRE EXTINGUISHER - 1 QT PYRENE  
 FLOORING - FLYGLTH  
 FLOOR COVERIN - CARPET & RUBBER TILE  
 HANDBRAKE - UNIVERSAL-BLACK HANDLE  
 HEATER  
 HEATING SYSTEM - VAPOR CONCEALED  
 MOTOR - 2 DINER FLUSH  
 INSULATION - SALAMANDER  
 LIGHTING SYSTEM - AXLE ELECT & BATT'S  
 L. S. BATTERIES - EDISON AIR CAP. 512 A.H.  
 L. S. GENERATOR - SARTIS & KW  
 L. S. GENERATOR PULLEY - 9" DIA. "V" TYPE

L. S. GENERATOR AXLE PULLEY - 20" DIA. "V" TYPE  
 L. S. GENERATOR SUSPENSION - BODY  
 L. S. CHARGING RECEPTACLE - ANDERSON  
 L. S. TRAIN CONNECTORS - GIBBS  
 LIGHTS - NO. - 19  
 MAIL POUCH BACKS  
 WAREHOUSE LAMP - WIRED FOR ELECTRIC  
 PLATFORM - BUILT UP STEEL  
 PLATFORM COVERING - 1/4" SUPER DIAMOND  
 PLATFORM STEPS - KASS TREAD STEEL  
 PLATFORM TRAP DOOR - 3/16" SUPER DIAMOND  
 RANGE  
 ROOF - STEEL  
 SASH - WOOD  
 SIDE OF GLASS - SASH - 25" x 29"  
 SEATS OR CHAIRS - 36 Q&C EAST CO  
 SEAT COVERING - MOQUETTE  
 VENTILATORS - 2 GARLAND, P2266-26082  
 WASH BASIN - DAYTON, No. V 2011  
 WASH COOLERS - GIESSEL 592A, 1228  
 WATER HEATER - EUCELLO, No. 12  
 WATER SUPPLY - GRAVITY

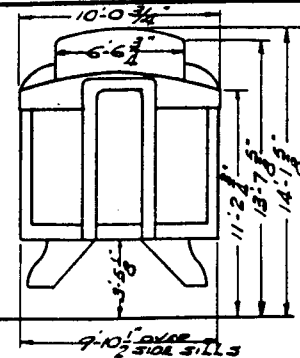
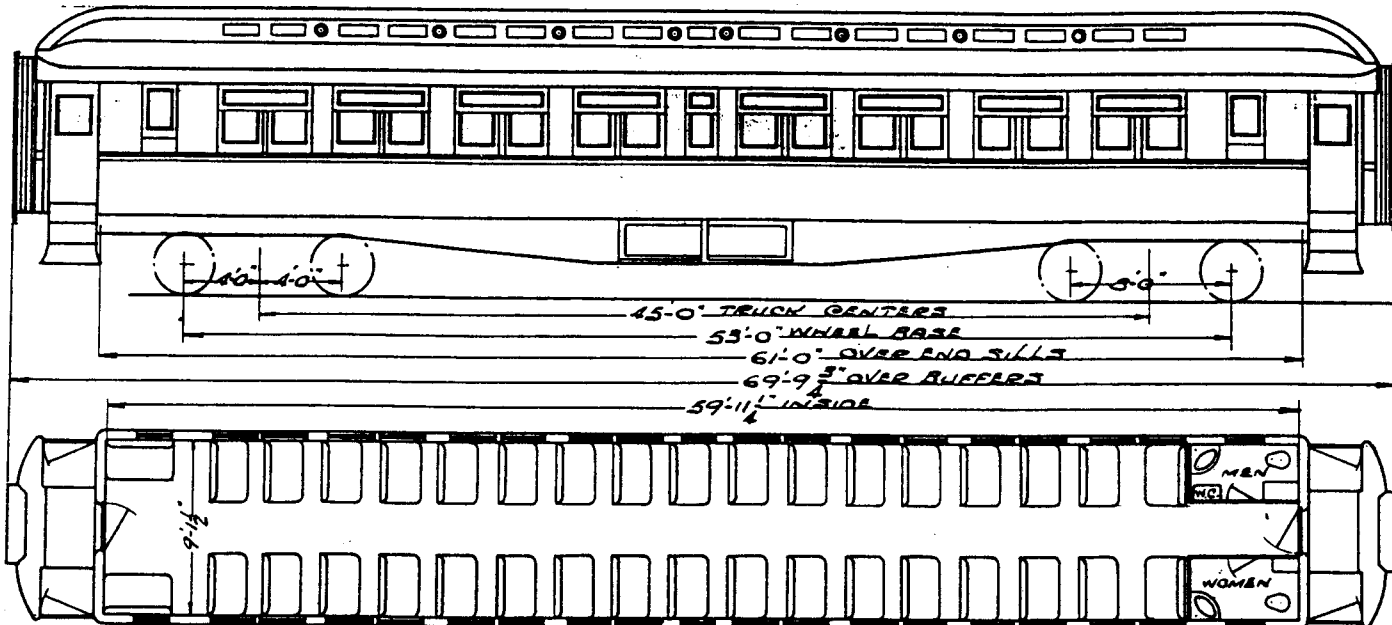
YOKS - CAST STEEL

TRUCKS

BOLSTER - CAST STEEL  
 BRAKES - SIMPLEX CLASP  
 CENTER BOLSTER - CAST STEEL  
 CENTER PLATE - CAST STEEL  
 CENTER PIN - MINER LOCKING  
 FRAMES - CAST STEEL  
 JOURNALS - 5" x 9"  
 JOURNAL BOXES - DWG 185-3-730  
 PEDENTALS - CAST INTEGRAL TO FRAMES  
 ROLLER BEARINGS - NONE  
 SIDE BEARINGS - STUCKI No. 706-A  
 SIDE BEARING ARCH - NONE  
 WHEELS - 36" V.S. MULTIPLE WEAR  
 WEIGHT OF ONE TRUCK G.E. 24800 & 24100

FLOOR PLAN DWG. 129-12-248

AIR CONDITIONED		65-66	
SEE NOTE:-1			
CAR NUMBERS			
COACHES			
<b>N.K.P.</b>			
ADVISORY MECHANICAL COMMITTEE CLEVELAND, OHIO OCT. 20, 1944			
REVISIONS			
2-14			
50			
DR	TR	CH	GROUP No.
J	J	J	3
GR	GR	GR	SHEET No.
			3



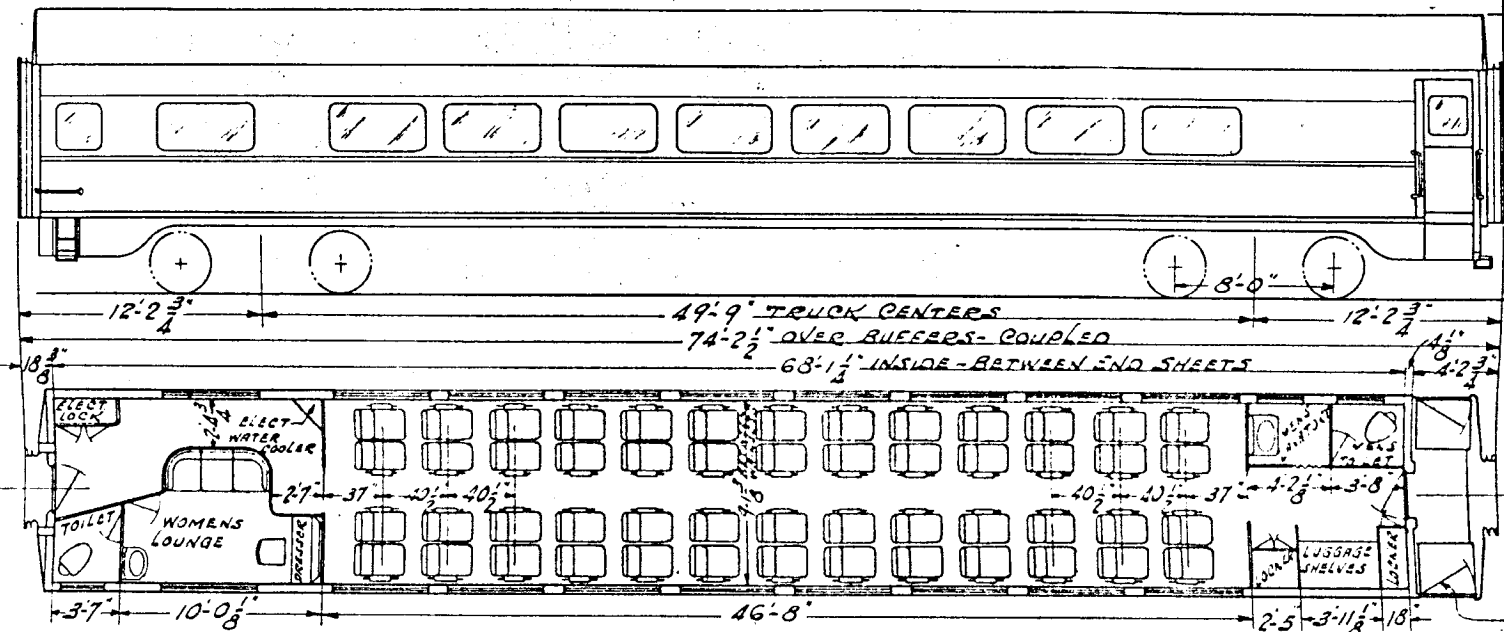
BUILT BY - **ROBEY** INDEPENNVILLE IND  
 YEAR BUILT - **1913**  
 CAPACITY PASSENGERS - **72**  
 CAPACITY - **LBS.**  
 WEIGHT - **TOTAL**  
 BUILDERS REFERENCE - **LOT 07126**  
 AIR BRAKE MFG. - **WAB CO**  
 AIR BRAKE SCHEDULE - **LN-1812**  
 BASKET RACKS - **YES**  
 BODY BOLSTER - **BUILT UP STEEL**  
 BODY CENTER PLATE - **CAST STEEL**  
 BODY CENTER SILLS - **BUILT UP STEEL**  
 BODY HEADLINING - **AGR-SOTE**  
 BODY INSIDE FINISH - **WOOD**  
 BODY OUTSIDE FINISH - **STEEL**  
 BODY SUPERSTRUCTURE - **STEEL**  
 BODY UNDERFRAME - **STEEL**  
 BOXES - **LETTER**  
 BOXES - **PAPER**  
 BUFFER - **UPPER - 2 STEM**  
 BUFFER - **LOWER**  
 CARLINES - **STEEL**

CEILING - **TYP - CLARE STORY**  
 COUPLER - **ROTT APERTS**  
 COUPLER GEN. DEVICE  
 CURTAINS - **PANTASOTE**  
 DECK BASH - **STATIONARY**  
 DECK BASH - **SWINGING - 36**  
 DIAPHRAGM - **CANVAS**  
 DRAFT GEAR - **MINOR R.P. FRICTION**  
 FANS - **ELECTRIC**  
 FILTER  
 FIRE EXTINGUISHER  
 FLOORING - **COMPOSITION**  
 FLOOR COVERING  
 HANDBRAKE - **LIND-STROM LEVER**  
 HEATER  
 HEATING SYSTEM - **VAPOR**  
 HOPPER - **2**  
 INSULATION  
 LIGHTING SYSTEM - **AXLE ELECT & BATT**  
 L. S. BATTERIES - **COLSON BATT 25 GALL 256AH**  
 L. S. GENERATOR - **SABRT - 2.6 KW**  
 L. S. GENERATOR PULLEY - **4 DIA. OVER 2 1/2 DIA.**

L. S. GENERATOR AXLE PULLEY - **19" DIA.**  
 L. S. GENERATOR SUSPENSION - **BODY**  
 L. S. CHARGING RECEPTACLE  
 L. S. TRAIN CONNECTORS  
 LIGHTS - **NO. - 16**  
 MAIL POUCH RACKS  
 MARKER LAMPS  
 PLATFORM - **STEEL - BUILT UP**  
 PLATFORM COVERING - **RUBBER TILE**  
 PLATFORM STEPS - **STEEL 1 TREAD**  
 PLATFORM TRAP DOOR - **STEEL**  
 RANGE  
 ROOF - **STEEL**  
 SASH - **WOOD**  
 SIZE OF GLASS - **SASH**  
 SEATS OR CHAIRS - **18 36 WALKOVER**  
 SEAT COVERING - **BROWN PLUSH**  
 VENTILATORS - **10 GLOBE**  
 WASH BASINS - **2**  
 WATER COOLERS - **GLASSER**  
 WATER HEATER  
 WATER SUPPLY - **2-49 GAL TANKS**

YOKE - **CAST STEEL**  
 TRIUCKS  
 ROLSTER - **CAST STEEL**  
 BRAKES - **SINGLE SHOA**  
 CENTER BOLSTER  
 CENTER PLATE - **CAST INTEGRAL**  
 CENTER PIN - **2" DIA.**  
 FRAMES - **CAST STEEL**  
 JOURNALS - **5 1/2" X 10"**  
 JOURNAL BOXES - **185-3-197**  
 PEDESTALS - **CAST STEEL SEPARATE**  
 ROLLER BEARINGS  
 SIDE BEARINGS - **ROLLER TYPE**  
 SINK BEARING ARCH  
 WHEELS - **ARR 36" DIA.**  
 WEIGHT OF ONE TRUCK  
 GEN DWG. OF TRUCK - **18A-8-59**

				75-78	
CAR NUMBERS					
COACHES					
<b>N.K.P.</b>					
ADVISORY MECHANICAL COMMITTEE CLEVELAND, OHIO					
REVISIONS					
DR	TR	CH	GROUP NO.	SHEET NO.	
	86B		3	4	



NOTE: -1  
THESE CARS EQUIPPED WITH  
FRIGIDAIRE ELECTRO-MECHANICAL  
AIR CONDITIONING SYSTEM &  
DOREL AIR RECOVERY PANELS  
WHEN CARS WERE MODERNIZED.

WEIGHTS			
TOTAL	B END	A- END	CARS
147760	77000	70760	80
147060	76560	70500	82
145960	76180	69780	83
146840	76300	70540	84

NOTE: 2  
64 VOLT SYSTEM

BUILDER - PULLMAN  
YEAR BUILT - 1923, MODERNIZED 1947  
CARRIAGE WORKS - 32  
CARRIAGE WORKS  
ARCHITECTURAL - SEE TABLE  
MILL - CLEVELAND, OHIO - LOT 4658, RR LOT 300  
AIR LINE MED. - N.Y.A.B. Co.  
AIR LINE FINISH - UP  
HEAD LIGHTS - OPEN TYPE  
BODY CENTER - CAST STEEL  
BODY CENTER PLATE - 2" S. SEPARATE  
BODY CENTER SILL - BUILT UP STEEL  
BODY HEAD LINING - 1/16" STEEL  
BODY INSIDE FINISH - 1/16" STEEL  
BODY OUTSIDE FINISH - STEEL  
BODY STRUCTURE - STEEL  
BODY INTERIORS - STEEL  
BODY EXTERIORS  
DOORS - 10' 0" x 8'  
DOORS - IMPROVED  
DOORS - LOWER - MINOR 8'-10"  
DOORS - DRESSED STEEL & ANGLES

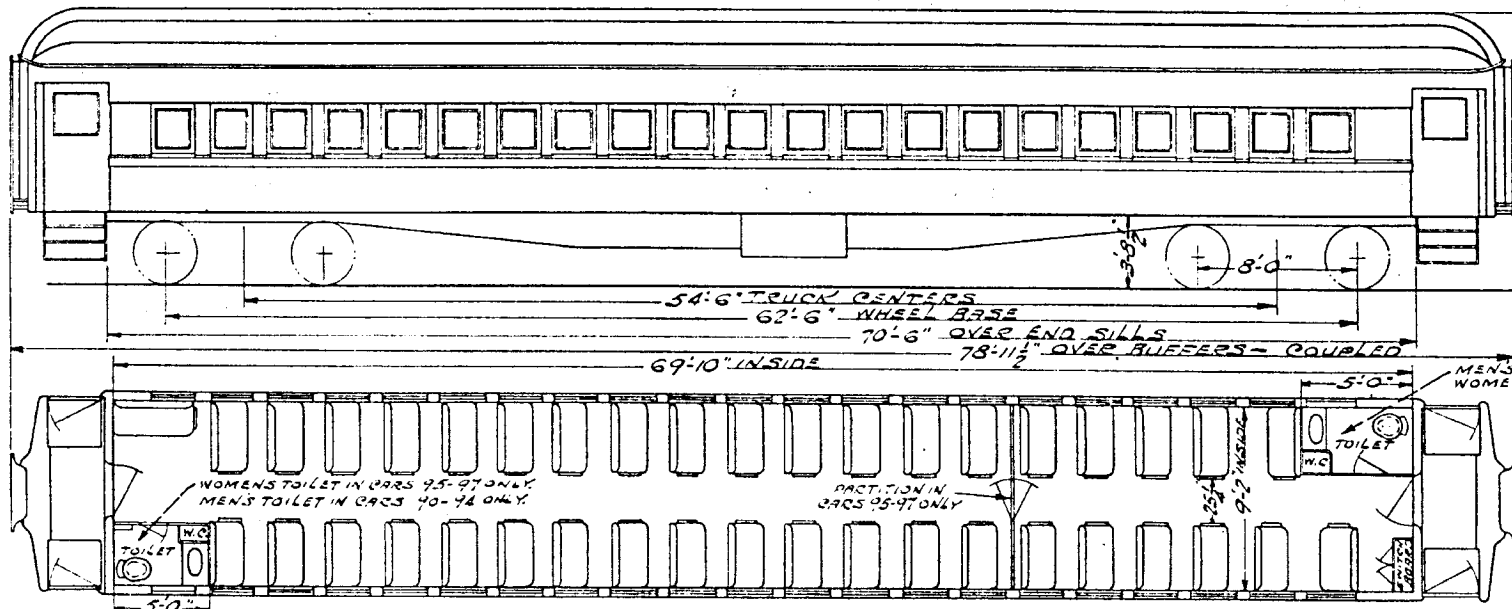
COLOR TYPE - FLAT  
COIL LOCK - TIGHT LOCK TYPE "H"  
COUPLED GEN. BRIDGE N.M.I. & S.S. CO.  
CUBICLES - PANTASOTE  
FLOOR - PANTASOTE  
FLOOR - SWINGING  
DISPHRAM - CANVAS 2 FOLD  
DUFF COAT - WAUGH MAT TWIN PUSHION  
FANS - ELECTRIC  
FLOOR  
FLOOR EXTENSION - 1-QT.  
FLOORING - COMPOSITION  
FLOOR COVERING - RUBBER  
FLOORING - PEACOCK 800 LEVER TYPE R.H.  
WATER  
HEATING SYSTEM - VAPOR UNIT FIN RADIATION  
HOTWATER - 2 DUNER FLUSH  
INSULATION - FIBERGLASS  
ELECTRIC SYSTEM - FLEE ELECT. & BATT  
ELECTRIC MATTERIE - GOULD KALO-25R600RH  
ELECTRIC GENERATOR - SAFETY GENERATOR 20 KW  
ELECTRIC GENERATOR PULLEY - SPICER DRIVE

ELECTRIC GENERATOR AX. PULLEY - SPICER DRIVE  
ELECTRIC GENERATOR PULLEY - BODY  
ELECTRIC GENERATOR PULLEY - ANDERSON B.C.R.A.150  
ELECTRIC TRIN. CONNECTOR PYLE NAT. TL.ROL. 200  
ELECTRIC  
MAIL BOX PACKS  
MARKER LAMPS - WIRED FOR ELECTRIC  
PLATFORM - CAST STEEL  
PLATFORM COVERING - DIAMONDBTTE  
PLATFORM SILL - STEEL - RETRACTABLE  
PLATFORM INTERIOR - STEEL  
PANEL  
ROOF - STEEL  
SASH - ALUMINUM A&W - SEALED  
SASH - 4" x 5 1/4" PLATE OUTSIDE, 1/4" LAM. INSIDE  
SEALS ON SASHES - C&C. E. CO. 26 DOUBLE  
SEAT COVERING  
VENTILATORS  
WASH BASIN - STD. SANITARY RF 50001, 55000  
WATER COOLERS - 1 ELECTRIC  
WATER HEATER - SAFETY 588-2  
WATER SUPPLY - AIR PRESSURE

YOLKE - CAST STEEL  
TRUCKS  
WHEELS - CAST STEEL  
WHEELS - GLASS  
CENTER BOLTS  
CENTER PLATE - CAST STEEL SEPARATE  
CENTER PIN - 4" PIN  
FRAMES - CAST STEEL  
JOURNALS - 5 1/2" x 10"  
JOURNAL BOXES - AMO DWG. 185-3-492  
PEDESTALS - CAST STEEL SEPARATE  
ROLLER BEARINGS  
SIDE BEARINGS - MINER ROLLER PAT. 1499  
SIDE BEARING IRON  
WHEELS - AAR 36" DIA  
WEIGHT OF ONE TRUCK  
TRUCK DWG. 184-3-66  
FLOOR PLAN - 139-12-416

AIR CONDITIONED		80 - 84	
SEE NOTE: -1			
CAR NUMBERS			
<b>N.K.P.</b>			
ADVISORY MECHANICAL COMMITTEE CLEVELAND, OHIO 6-18-47			
REVISIONS			
2-14			
50			
DR	TR	CH	GROUP No.
JG <sub>B</sub>	JG <sub>B</sub>		3
			SHEET No.
			5





NOTE: -1  
CARS EQUIPPED WITH PULLMAN  
TYPE AIR CONDITIONING SYSTEM  
INSIDE DUCT APPLIED FEB-MAY, 1933.

CAR 91 EDISON A-8-HW 340 A.H.  
CARS 90, 92-94 EDISON A-12-H 512 A.H.  
CAR 95 GOULD KALD 21R 600 A.H.  
CAR 96 EDISON A-12-H 512 A.H.  
CAR 97 EXIDE EPTA 23B 560 A.H.

141440 ± AVERAGE WT.

WEIGHTS			
TOTAL	OPR END	GEN END	CARS
140060	71420	68640	90
137260	70760	68500	91
140240	71700	68740	92
140400	71900	68500	93
145300	73600	71700	94
141840	71360	70430	95
141680	72370	69130	96
142540	72000	70540	97

NOTE: -2  
MENS TOILET IN CARS 95-97 ONLY.  
WOMENS TOILET IN CARS 90-94 ONLY.

NOTE: -3  
CARS 90-94 HAVE 9" DIA. GEN. PULLEY & 19" DIA. AXLE PULLEY  
CARS 95-97 HAVE 10" DIA. GEN. PULLEY "V" TYPE, AND 20" DIA.  
AXLE PULLEY "V" TYPE.

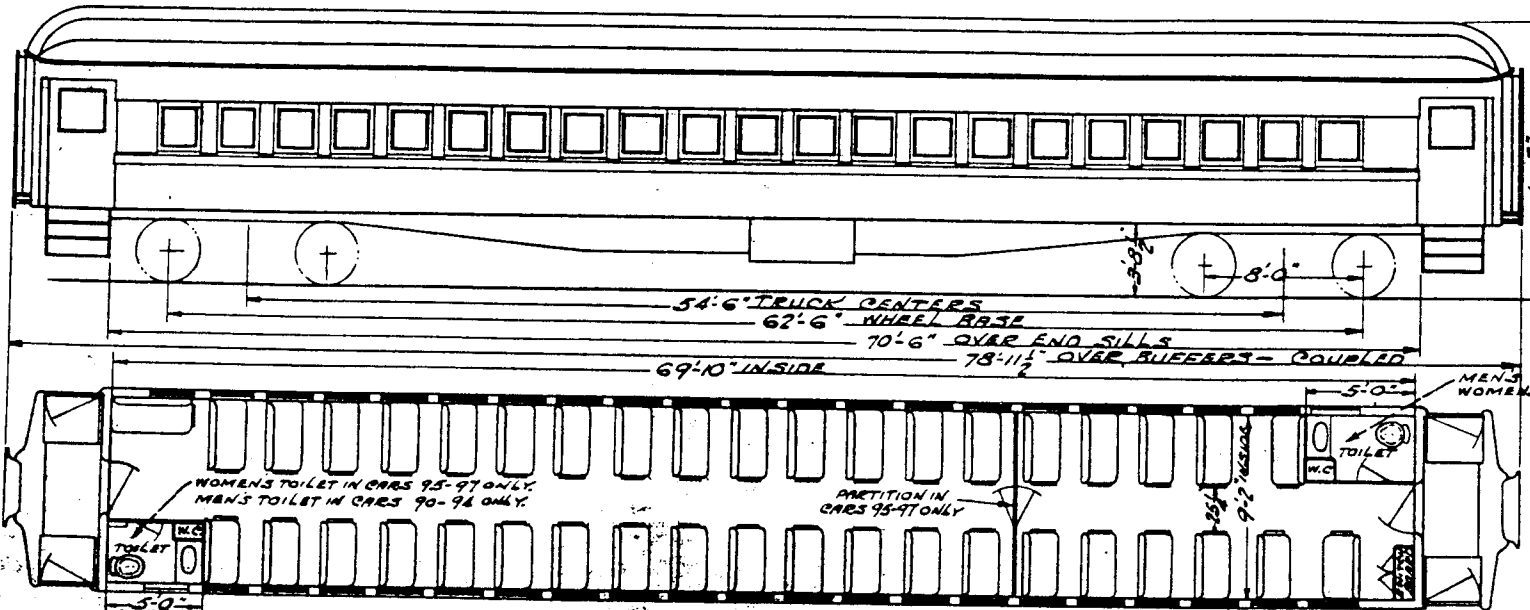
Built by - PULLMAN  
YEAR BUILT - JAN. 1930  
CAPACITY PASSENGERS - 80  
CAPACITY LBS.  
WEIGHT TOTAL  
BUILDING RESISTANCE - LOT 6305  
AIR BRAKE MFG. - N.Y.A.S. CO.  
AIR BRAKE SCHEDULE - 1 1/2" VALVE 13" X 12" OYL.  
RASPET PACAS - ADAMS & WESTLAKE  
BODY BOLSTER - CAST STEEL  
BODY CENTER PLATE - CAST STEEL  
BODY CENTER SILLS - BUILT UP STEEL R.B. TYPE  
BODY HEATHENING - ABSOLUTE & STEEL  
BODY INSIDE FINISH - ABSOLUTE & STEEL  
BODY OUTSIDE FINISH - STEEL  
BODY BANDS FOR TIGHTENING - STEEL  
BODY UNDERFRAME - STEEL  
BODY LETTER - NONE  
BODY NUMBER - NONE  
BODY NUMBER - FOWLER  
BUFFER - OWEN - B-10-L  
COUPLERS - 18" PRESSED STEEL

CEILING TYPE - CLOSE STORY  
COUPLER - TIGHT LOCK TYPE "H"  
COUPLER GEN. DEVICE - N.M.B.S.C.CO.  
COVERING - PANTASOTE  
TRUCK SASH - STATIONARY - NONE  
TRUCK SASH - WORKING - NONE  
TRUCK SASH - REL. 2 FOLD  
TRUCK AXLE - WAUGH TWIN C/J & XION TYPE WM 60P  
TRUCK WHEELS - NONE  
FILTER - NONE  
FIRE EXTINGUISHER - 1-FYR FYTER  
FLOORING - FLEXOLITH & MASTICOK'S  
FLOOR COVERING - RUBBER TILE & LINOLM.  
HANDMADE - R.H. BLACKALL LEVER  
HEATER - NONE  
HEATING SYSTEM - VAPOR  
HOPPER - DUNER & ECKERT  
ILLUMINATION - SALAMANDER  
LIGHTING SYSTEM - RYLE ELECTRIC & BATT.  
L.S. BATTERY - SEE NOTE: -3  
L.S. GENERATOR - SAFETY 4 KW (CAR 91, 3 KW)  
L.S. GENERATOR PULLEY - SEE NOTE: -3

GEN. PULLEY - SEE NOTE: -3  
L.S. GENERATOR SUSPENSION - BODY  
L.S. CHARGING RECEPTACLE - ANDERSON CC 2690  
L.S. TRAIL CONNECTORS - PYLE NATL.  
LIGHTS - 18  
MAIL PO BOX PACKS - NONE  
WARMED LAMP - OIL  
PLATFORM - CAST STEEL  
PLATFORM COVERING - DIAMONDETTE  
PLATFORM RAILS - DIAMONDETTE  
PLATO GEN. TRAP DOOR - Q.M. EDWARDS  
RANLE - NONE  
ROOF - #14 GA. GB STEEL  
SASH - WOOD  
SIZE OF GLASS - SASH - 25" X 29"  
SEATS ON CHAIRS - H & W WALKOVER  
SEAT COVERING - PLUSH LEATHER IN SMOKER  
VENTILATORS - 2 GLOBE  
WASH BASIN - 2 VITREOUS CHINA  
WATER COOLER - 2 GIESSEL # 926  
WATER HEATER - NONE  
WATER SUPPLY - GRAVITY

Yoke - CAST STEEL  
TRUCKS  
BOILER - CAST STEEL  
BRAKES - CLASO  
CENTER BOLSTER - CAST STEEL  
CENTER PLATE - CAST STEEL - SEPARATE  
CENTER PIN - 4" DIA. MINOR LOCKING  
FRAMES - CAST STEEL  
JOURNALS - 5 1/2" X 10"  
JOURNAL BOXES - DWG. 135-3-112  
PEDALS - CAST INTEGRAL TO SIDE FRAME  
ROLLER BEARINGS - NONE  
S OF BEARINGS - E.S. WOODS.  
SIDE BEARING ARCH - NONE  
WHEELS - RAR 35" DIA.  
WEIGHT OF ONE TRUCK  
GEN. DWG OF TRUCK 184-8-7  
FLOOR PLAN 139-12-13

AIR CONDITIONED		90-96	
SEE NOTE: -1			
CAR NUMBERS			
COACHES			
<b>N.K.P.</b>			
ADVISORY MECHANICAL COMMITTEE CLEVELAND, OHIO FEB. 24, 1947			
REVISIONS			
2-16	3-28		
DR	TR	CH	GROUP NO.
JG3	JG8	JG3	3
			SHEET NO.
			7



NOTE:-1  
 CARS EQUIPPED WITH PULLMAN  
 TYPE AIR CONDITIONING SYSTEM  
 INSIDE DUCT APPLIED FEB-MAY 1932

NOTE:-2 - BATTERIES & PULLEYS -  
 CARS 90-93 PHILCO 16 CELL 510 AH, 9" DIA.  
 GEN. PULLEY, 19" DIA. AXLE PULLEY.  
 CARS 94 & 95 GUILD 16 CELL 500 AH, CAR  
 94, 9" DIA. GEN. PULLEY 19" DIA. AXLE PULLEY.  
 CAR 96 10" DIA. GEN. PULLEY, 20" DIA. AXLE  
 PULLEY.  
 CAR 96 EDISON 25 CELL 512 AH, 10" DIA.  
 GEN. PULLEY, 20" DIA. AXLE PULLEY.  
 CAR 97 EDISON 16 CELL 560 AH,  
 10" DIA. GEN. PULLEY, 20" DIA. AXLE  
 PULLEY.

WEIGHTS			
TOTAL	OPR END	GEN END	CARS
140060	71420	68640	90
139260	70760	68500	91
140440	71700	68740	92
149400	71900	68500	93
145300	73600	71700	94
141840	71560	70480	95
141680	72370	69190	96
142540	72000	70540	97

BUILT BY - PULLMAN  
 YEAR BUILT - 1910  
 CAPACITY - 30  
 CAPACITY - 30  
 WEIGHT - 140000  
 BUILDING REFERENCE - LOT 6305  
 AIR BRAKE MAKE - N. K. P. Co.  
 AIR BRAKE MODEL - 1 1/2" VALVE 18" X 1/2" CYL.  
 WAREHOUSE - CLEVELAND & WEST LAKE  
 BODY BOLSTER - CAST STEEL  
 BODY CENTER PLATE - CAST STEEL  
 BODY CENTER PLATE - CAST STEEL  
 BODY INSIDE FINISH - BRASS & STEEL  
 BODY OUTSIDE FINISH - STEEL  
 BODY SUPPORTS - STEEL  
 BODY UNDERBONE - STEEL  
 BODY UNDERBONE - STEEL  
 BOXES - LETTERS - NONE  
 BOXES - PAPERS - NONE  
 BUFFER - UPPER - FOWLER  
 BUFFER - LOWER - FOWLER  
 CAR LINES - 1/2" DRESSED STEEL

SEIAMS - TYPE - CLEAR STORY  
 COUPLER - ARE TYPE F 6" X 1 1/2" DOT, OPERATOR  
 CURTAINS - PULLMAN  
 DECK BASH - STATIONARY - NONE  
 DECK BASH - SWINGING - NONE  
 DIAPHRAGM - RAIL 2 FOLD  
 DRAFT GEAR - MINOR BEYB  
 FANS - ELECTRIC - NONE  
 FILTER - NONE  
 FIRE EXTINGUISHER - 1 - HYDROTYPE  
 FLOORING - PLASTER & MASTIC CORE  
 FLOOR COVERING - RUBBER FILLER LINOLUM  
 HANDBRAKE - RH BLACKBALL LEVER  
 HEATER - NONE  
 HEATING SYSTEM - VAPOR  
 HOPPER - DUBOIS & BERKERT  
 INSULATION - SALAMANDER  
 LIGHTING SYSTEM - ALL ELECTRIC & BATT.  
 L. S. BATTERY - SEE NOTE 1  
 L. S. GENERATOR - SAFETY IRON  
 L. S. GENERATOR PULLEY - SEE NOTE 2

L. S. GENERATOR AXLE PULLEY - SEE NOTE - 2  
 L. S. GENERATOR SUSPENSION - BODY  
 L. S. CHARGING RECEPTACLE - ANDERSON CC 2690  
 L. S. TRAIN CONNECTORS - PYLE NATL.  
 LIGHTS - NO. - 18  
 MAIL POUCH RACKS - NONE  
 MARKER LAMP - OIL  
 PLATFORM - CAST STEEL  
 PLATFORM COVERING - DIAMONDATE  
 PLATFORM STEPS - DIAMONDATE  
 PLATFORM TRAP DOOR - QM EDWARDS  
 RANGES - NONE  
 ROOF - 1/4" GA. Q235 STEEL  
 SEAM - WOOD  
 SIZE OF BLADE - BASH - 15" X 1 1/2"  
 SEAT OR CHAIRS - HAN WALKOVER  
 SEAT COVERING - PLUSH LEATHER IN SMOKER  
 VENTILATORS - 2 GLASS  
 WASH BASINS - 2 VITREOUS CHINA  
 WATER COOLER - 2 GILSSEL # 926  
 WIND HEATER - NONE  
 WIND SUPLY - GRAVITY

YOKES - CAST STEEL  
 TRUCKS  
 BOLSTER - CAST STEEL  
 BRAKES - CLASP  
 CENTER BOLSTER - CAST STEEL  
 CENTER PLATE - CAST STEEL - SEPARATE  
 CENTER PIN - 4" DIA. MINOR LOCKING.  
 FRAMES - CAST STEEL  
 JOURNALS - 5 1/2" X 10"  
 JOURNAL BOXES - DWG. 135-5-107  
 PEDESTALS - CAST INTEGRAL TO SIDE FRAME  
 ROLLER BEARINGS - NONE  
 SIDP BEARINGS - E. S. WOODS.  
 SIDP BEARING ARCH - NONE  
 WHEELS - ARE 36" DIA.  
 WEIGHT OF ONE TRUCK  
 GEN. DWG OF TRUCK - 134-8-7  
 FLOOR PLAN - 139-12-13

**AIR CONDITIONED** 90-97  
 SEE NOTE:-1

CAR NUMBERS  
**COACHES**

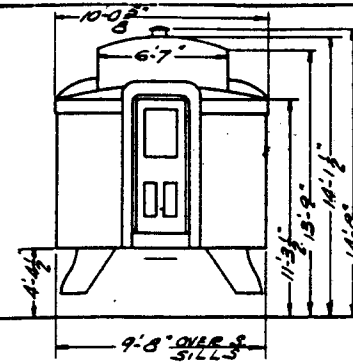
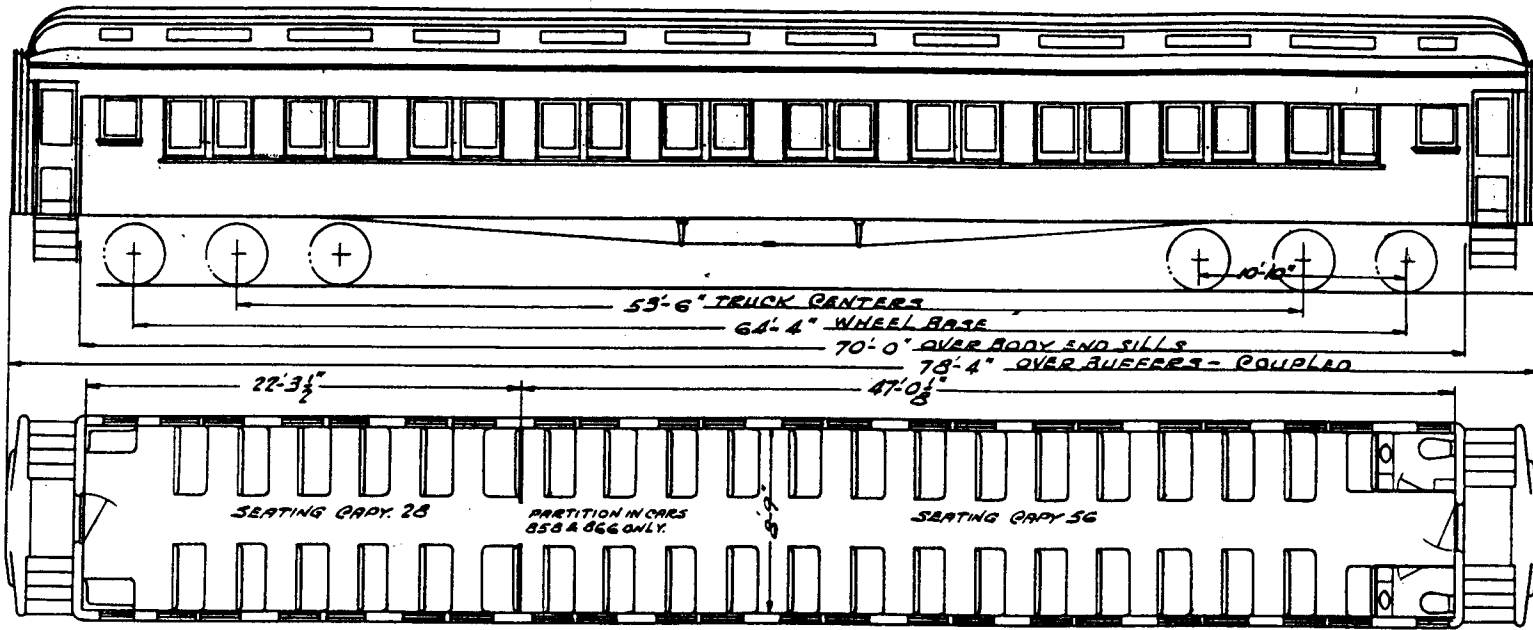
**N.K.P.**

ADVISORY MECHANICAL COMMITTEE  
 CLEVELAND, OHIO FEB. 24, 1947

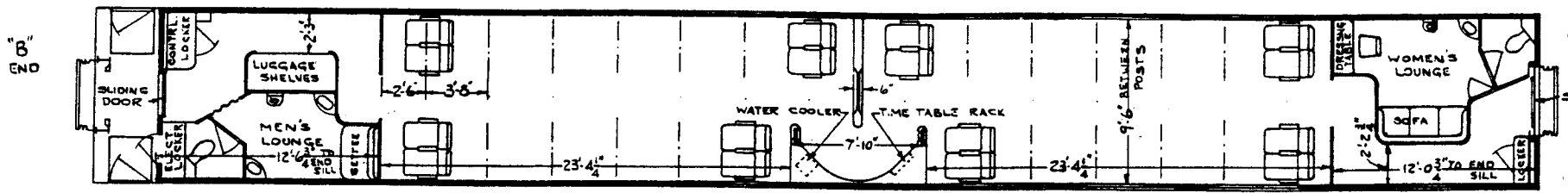
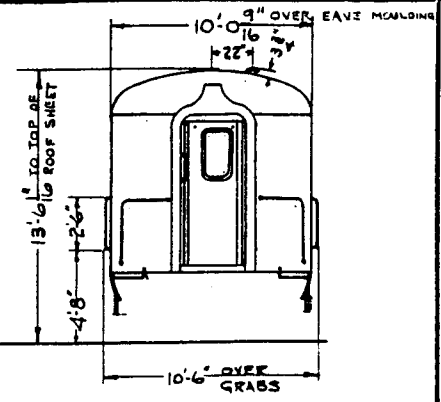
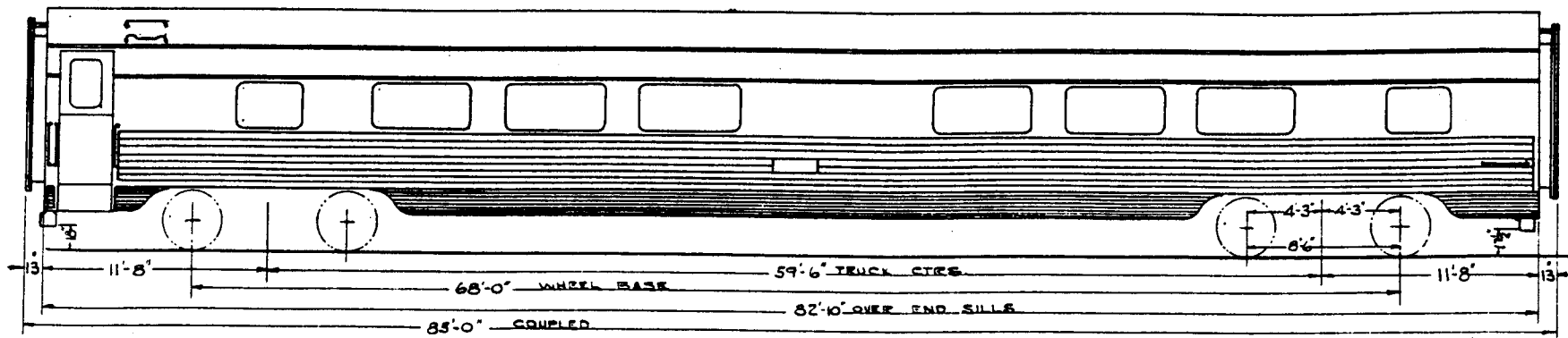
REVISIONS

DR	TR	CH	GROUP No.	SHE
1	1	1	3	





BUILT BY - PULLMAN	CEILING TYPE - CLERE STORY	L. S. GENERATOR AXLE PULLEY - 19" DIA	TRUCKS - CAST STEEL	858,	
YEAR BUILT - 1906	COUPLER - AAR TYPE 'E'	L. S. GENERATOR SUSPENSION - BODY	TRUCKS		868
CAPACITY PASSENGERS 34	COUPLER CEN. DEVICE	L. S. CHARGING RECEPTACLE - PYLE - NATIONAL	ROLSTER - COMPOSITE	CAR NUMBERS	
CAPACITY LBS.	CURTAINS - DANTASOTE	L. S. TRAIN CONNECTORS	BRAKES - SINGLE	COACHES	
WEIGHT TOTAL	DECK SASH - STATIONARY	LIGHTS - ND	CENTER BOLSTER - CAST STEEL	N.K.P.	
BUILDERS REFERENCE	DECK SASH - SWINGING - 16	MAIL POUCH RACKS	CENTER PLATE - CAST STEEL		
AIR BRAKE MFG - W. A. B. CO.	DIAPHRAGM - CANVAS	MARKER LAMPS	CENTER PIN - 2" DIA.	ADVISORY MECHANICAL COMMITTEE CLEVELAND, OHIO 2-17-47	
AIR BRAKE SCHEDULE	SHAFT GEAR - MINER ASD. CAR USE TWIN SPRING	PLATFORM - CAST STEEL	FRAMES - COMPOSITE		
BASKET RACKS - YES	FANS - ELECTRIC	PLATFORM COVERING	JOURNALS - 4 1/4 X 8"	REVISIONS	
BODY BOLSTER - CAST STEEL	FILTER	PLATFORM STEPS - STEEL	JOURNAL BOXES		
BODY CENTER PLATE - CAST STEEL	FIRE EXTINGUISHER - 1QT PYRENE	F. PLATFORM TRAP DOOR - STEEL	JOURNAL BOXES - CAST STEEL	DR   TR   CH   GROUP No.   SHEET No.	
BODY CENTER SILLS - BUILT UP STEEL	FLOORING - WOOD	RANGE	ROLLER BEARINGS		
BODY HEADLINING - AGA 5078	FLOOR COVERING	ROOF - MULE HIDE	SIDE BEARINGS - MINER	1/68   3   8	
BODY INSIDE FINISH - WOOD	HANDBRAKE - LEVER TYPE	SASH - WOOD	SIDE HEATING ARCH - CAST STEEL		
BODY OUTSIDE FINISH - WOOD	HEATER	TYPE OF GLASS - SASH - 24" X 28"	WHEELS - AAR 36" DIA	TRUCK DWG. 124-11-42	
BODY SUPERSTRUCTURE - WOOD	HEATING SYSTEM - GOLD	SEATS OR CHAIRS - 42 H&K WALKOVER	WEIGHT OF ONE TRUCK		
BODY UNDERFRAME - STEEL	HOPPER - 2-FLUSH	SEAT COVERING - PLUSH & CANVAS		OR   TR   CH   GROUP No.   SHEET No.	
BOXES - LETTER	INSULATION	VENTILATORS - 7 GLOBE 4 MUDGE			
BOXES - PAPER	LIGHTING SYSTEM - FILL ELECT. & BATT.	WASH BASINS - 2		1/68   3   8	
BUFFER - UPPER - FOWLER	L. S. BATTERIES - EDISON A-G-NW 2.256 AH.	WATER COOLERS - 2			
BUFFER - LOWER - 2 STEM	L. S. GENERATOR - SAFETY 2 KW	WATER HEATER		OR   TR   CH   GROUP No.   SHEET No.	
CAR LINES	L. S. GENERATOR - 9" DIA.	WATER SUPPLY - GRAVITY			



NOTE 1:  
WAINSCOT .06 RIGID TEX  
STAINLESS STEEL ALL OTHER  
.06 ALUMINUM.

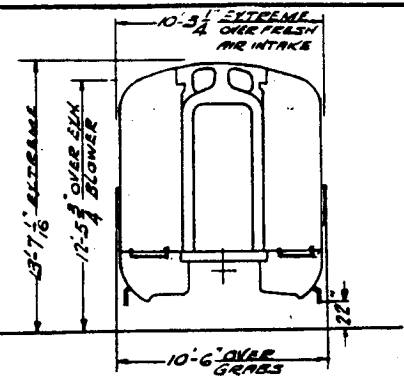
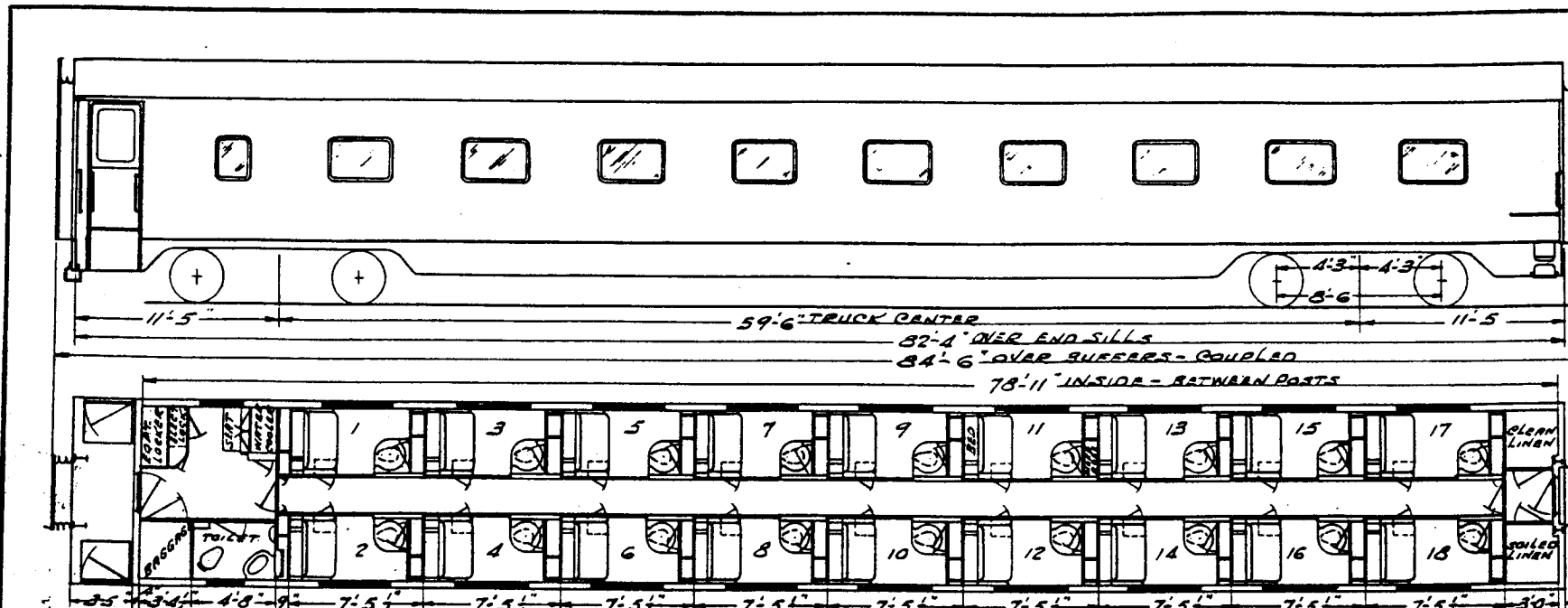
NOTE 2: BATTERIES  
CARS 100-104, 106 - GOULD KALD 25-720  
CARS 105, 107-109 EXIDE EPTA-25 - 706 AH  
64 VOLT ELECTRICAL SYSTEM

NOTE 3:  
TRUCKS EQUIPPED WITH TIMKEN  
HOT BOX ALARMS AND NYABCO  
DECELOSTAT EQUIPMENT.

BUILT BY PULLMAN - STANDARD	CEILING - TYPE FLAT	L. S. GENERATOR AXLE PULLEY SPICER DRIVE	YOKE CAST STEEL H.T.L.A.
YEAR BUILT 1950	COUPLER TIGHT LOCK TYPE H OF H.T.L.A. STEEL	L. S. GENERATOR SUSPENSION BODY	AIR CONDITIONING - FRIGIDAKE ELECT-MECH.
CAPACITY PASSENGERS 52	COUPLER CEN. DEVICE N M & S C CO	L. S. CHARGING RECEPTACLE ANDERSON TYPE F-4	TRUCKS
VEST END - 67200# DUMMY END 59800#	CURTAINS PANTASOTE	L. S. TRAIN CONNECTORS PYLE NAT. WEPJ-200J	BOLSTER CAST ALLOY STEEL
WEIGHT - TOTAL 127000 LBS. (AVERAGE)	DOORS - END - NAT. PNEUMATIC AIR OPER. SLIDING	LIGHTS - NO.	BRABES CLASP
BUILDERS REFERENCE LOT 6840	DECK BASH - SWINGING -	MAIL POUCH RACKS -	CENTER BOLSTER -
AIR BRAKE MFG. NYAB CO	DIAPHRAGM CANVAS - 2 FOLD, 3 PLY	MARKER LAMPS ELECTRIC	CENTER PLATE CAST STEEL
AIR BRAKE SCHEDULE H.S.C. WITH 0-22-AR CONTROL VALVE	DRAFT GEAR WAUGH TWIN CUSHION W/M-OP	PLATFORM BUILT UP H.T.L.A. STEEL	CENTER PIN MINER LOCKING
BASKET RACKS LUMINATOR - OPEN TYPE	FANS - ELECTRIC 2 - 9" EXHAUST	PLATFORM COVERING STAINLESS STEEL DIAMONDETTE	FRAMES CAST ALLOY STEEL
BODY BOLSTER BUILT UP H.T.L.A. STEEL	FILTER FARR & DOREX	PLATFORM STEPS STAINLESS STEEL - RETRACTABLE	JOURNALS 6"X11" - ROLLER BEARING
BODY CENTER PLATE CAST STEEL	FIRE EXTINGUISHER 1 - 1 QT. PYRENE	PLATFORM TRAP DOOR STAINLESS STEEL DIAMOND TREAD	JOURNAL BOXES HYATT - NOTE 3
BODY CENTER SILLS 2 AAR "Z" SEC @ 313# PER FT.	FLOORING ALUM. ARCH WITH TUCO COMPOSITION	RANGE -	PEDESTALS CAST INTEGRAL TO FRAME
BODY HEADLINING .075 AND .090 ALUMINUM	FLOOR COVERING 1/8" RUBBER TILE	ROOF H.T.L.A. STEEL .075"	ROLLER BEARINGS HYATT
BODY INSIDE FINISH SEE NOTE 1	HANDBRAKE PEACOCK WHEEL TYPE #850-N5	BASH ADAMS & WEST #36 BREATHER TYPE	SIDF BEARINGS STUCKI #706 A-3 ROLLER TYPE
BODY OUTSIDE FINISH H.T.L.A. STEEL & STAINLESS STL.	HEATER NONE	GLASS - 1/4" HEAT ABS. OUTSIDE, 1/4" LAMINATED INSIDE	SIDF BEARING ARCH NONE
BODY SUPERSTRUCTURE H.T.L.A. STEEL	HEATING SYSTEM VAPOR WALL PANEL	SEATS OR CHAIRS H & W - SLEEPY HOLLOW	WHEELS AAR 36" DIA. - MULTIPLE WEAR
BODY UNDERFRAME H.T.L.A. STEEL	HOPPER 2 - CRANE #10296 - FLUSH	SEAT COVERING CANTO - TWEED	WEIGHT OF ONE TRUCK 20416 LBS. - VEST END
BOXES - LETTER -	ILLUMINATION JOHNS-MANVILLE TYPE "A"	VENTILATORS 2 FARR CO. - HOOD TYPE	19440 LBS. - BUMMY END
BOXES - PAPER -	LIGHTING SYSTEM AXLE ELECT. & BATTERIES	WASH BASINS 3 - CRANE PSC 177A, 2 - PSC 175A	
BUFFER - UPPER PULLMAN DESIGN - SINGLE CENTER STEM	L. S. BATTERIES SEE NOTE 2	WATER COOLERS - MARQUETTE KY. SUPPLY #8160M (ELECTRIC)	
BUFFER - LOWER PULLMAN DESIGN - WITH SIDE STEMS	L. S. GEN. LATCH G.E. 30-35 KW GENEMOTOR	WATER HEATER VAPOR #508-0	
CAR LINKS H.T.L.A. STEEL .075 PRESSED CHAN.	L. S. GENERATOR PULLEY SPICER DRIVE	WATER SUPPLY AIR PRESSURE - 47#	

AIR CONDITIONING	100-109
CAR NUMBERS	
COACHES	
<b>N.K.P.</b>	
MECHANICAL DEPARTMENT CLEVELAND, OHIO MARCH 9, 1950	
REVISIONS	
DR	TR
FC	FC
CH	SS.
GROUP NO.	SHEET NO.
3	9

**GROUP - 4**  
**ROOMETTE CARS**



NOTE:-1  
THIS CAR EQUIPPED WITH PULLMAN 5-C DRIVE.  
NOTE:-2  
PITTSBURGH PLATE GLASS CO DEHYDRATED UNIT  
INSIDE LIGHT - 1/4" DUPLATE SAFETY GLASS,  
OUTSIDE LIGHT - CRYSTALEX WATER WHITE PLATE  
GLASS.

NOTE:-3  
THIS CAR EQUIPPED WITH PULLMAN  
MECHANICAL AIR CONDITIONING SYSTEM

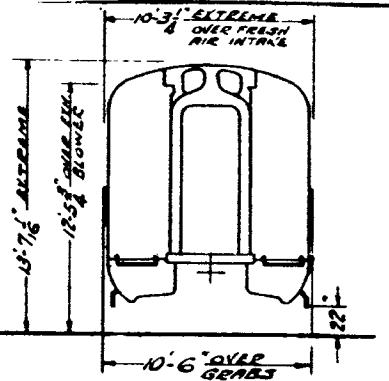
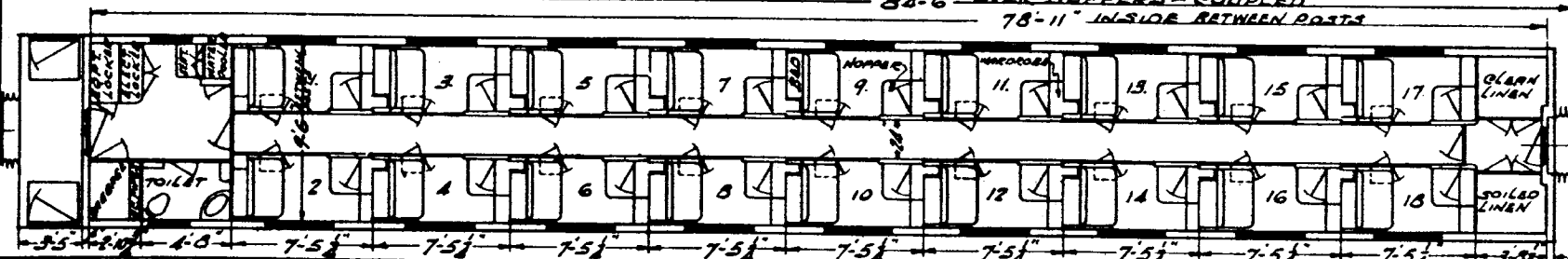
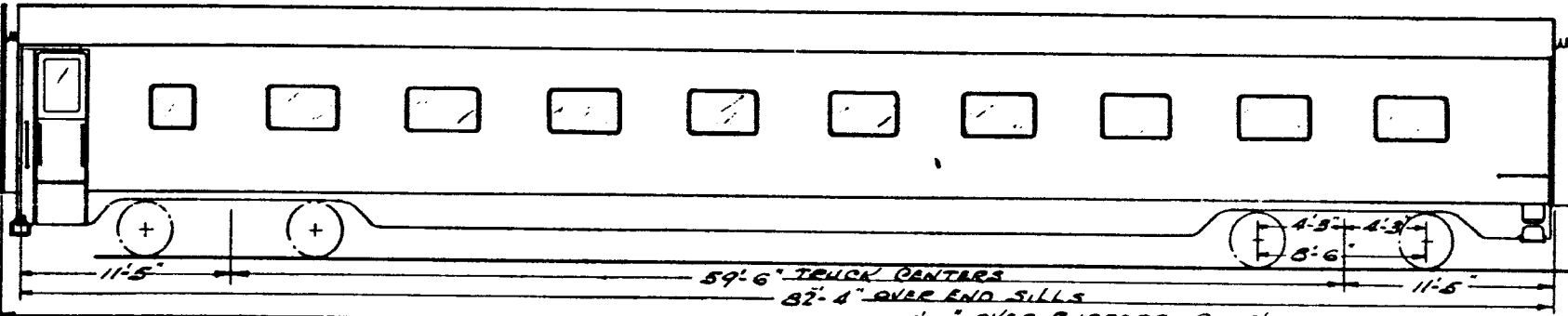
BUILT BY - PULLMAN  
YEAR BUILT - JUNE 1927 PURCHASED BY NKP 6/1945  
CAPACITY PASSENGERS - 18  
VEST END - 67450 OPR END 66550  
WEIGHT - TOTAL - 134000  
BUILDERS REFERENCE - LOT 6526  
AIR BRAKE MFG. - W. H. B. Co.  
AIR BRAKE SCHEDULE - N.S.C. WITH D-28-A CONTROL VALVE  
BASKET RACKS  
BODY BOLSTER - BUILT UP STEEL  
BODY CENTER PLATE - CAST STEEL  
BODY CENTER SILLS - ARR. 2-26-520, @ 21.5 LB  
BODY HEADLINING - ALUMINUM JIB  
BODY INSIDE FINISH - 1/4" PRESSED WOOD  
BODY OUTSIDE FINISH - STEEL  
BODY SUPERSTRUCTURE - STEEL  
BODY UNDERFRAME - STEEL  
BOXES - LETTER  
BOXES - PAPER  
BUFFER - UPPER - SINGLE STEM  
BUFFER - LOWER  
CARLINGS - PRESSED STEEL

CEILING - TYPE - TURTLE TYPE  
COUPLER - N.M.S.C. Co. TIGHT LOCK  
COUPLER CEN. DEVICE - PULLMAN TYPE  
CURTAINS - PANTASOTE  
DECK SASH - STATIONARY  
DECK SASH - SWINGING  
DIAPHRAGM - CANVAS  
DRAFT GEAR - WAUGHMART  
FANS - ELECTRIC - 18" 6" 3 SPEED  
FILTER - EVERPURE TYPE 5D  
FIRE EXTINGUISHER - 1 QT. FIRE FIGHTER  
FLOORING - COMPOSITION  
FLOOR COVERING - CARPET, RUBBER TILE, LINOLUM  
HANGERS - PULLMAN DAYTON #68 HANDLE  
HEATER  
HEATING SYSTEM - VAPOR (N.M.S.C. ROOM HEATERS)  
HOPPER - 19 OUNCE FLUSH  
INSULATION - 2" MIN. SPACED FIBRE PROOF DET. ZERO  
LIGHTING SYSTEM - BULB ELECT. & BATT.  
L. S. BATTERIES - 558 EPTB-35 6 CELL 250 AH.  
L. S. GENERATOR - SAFETY 7 1/2 KW  
L. S. GENERATOR PULLEY - 11 1/2" SEE NOTE:-1

L. S. GENERATOR AXLE PULLEY - 17" DIA. SEE NOTE:-1  
L. S. GENERATOR SUSPENSION - BODY  
L. S. CHARGING RECEPTACLE - PULLMAN STD.  
L. S. TRAIN CONNECTORS - PULLMAN STD.  
LIGHTS - NO  
MAIL POUCH RACKS  
PARKER LAMPS - OIL  
PLATFORM - BUILT UP STEEL  
PLATFORM COVERING - RUBBER TILE  
PLATFORM STEPS - RETRACTABLE  
PLATFORM TRAP DOOR - STEEL  
RANGE  
ROOF - STEEL  
SASH - ALUMINUM  
SIZE OF GLASS - SASH SEE NOTE:-2  
SEATS OR CHAIRS - PULLMAN DESIGN  
SEAT COVERING - CHASS. Co. P-2922  
VENTILATORS - PULLMAN DESIGN  
WASH BASINS - 18 FOLDING & PORCELAIN  
WATER COOLERS - 1  
WATER HEATER  
WATER SUPPLY - AIR PRESSURE

YOKES - CAST STEEL  
TRUCKS  
BOLSTER - CAST STEEL  
BRAKES - CLASP  
CENTER BOLSTER  
CENTER PLATE - CAST STEEL SEPARATE  
CENTER PIN - LOCKING TYPE  
FRAMES - CAST STEEL  
JOURNALS - 5 1/2" X 10"  
JOURNAL BOXES - TIMKEN  
PEDESTALS - CAST INTEGRAL  
ROLLER BEARINGS - TIMKEN  
SIDF BEARINGS - DIFFERENTIAL TAPER ROLLER TYPE  
SIDF BEARING ARCH  
WHEELS - 36 1/2" DIA.  
WEIGHT OF ONE TRUCK - 14700 LBS VEST END AND  
14600 LBS OPR AND  
TRUCK OMS. GEN. I. C. Co. Dwg 74400

NKP 216			
MOSES CLEVELAND			
CAR NUMBERS			
ROOMETTE			
<b>N.K.P.</b>			
ADVISORY MECHANICAL COMMITTEE CLEVELAND, OHIO 4-8-47			
REVISIONS			
DR.	TR	CH	GROUP NO.
G <sub>B</sub>	G <sub>B</sub>	G <sub>B</sub>	4
			SHEET NO.
			1



NOTE:-1  
THIS CAR EQUIPPED WITH PULLMAN 5-D DRIVE.  
NOTE:-2  
SIZE OF GLASS - 3'-6 7/8" X 2'-8 7/8" AND 2'-8 7/8" X 2'-8 7/8".  
HUNTER DEHYDRATED TYPE  
INSIDE LIGHT - 1/4" DUPLATE SAFETY GLASS.  
OUTSIDE LIGHT - 1/4" CRYSTAL & PLATE GLASS.

NOTE:-3  
THIS CAR EQUIPPED WITH PULLMAN  
MECHANICAL AIR CONDITIONING SYSTEM.

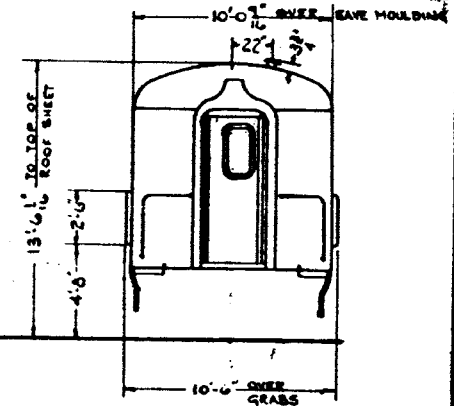
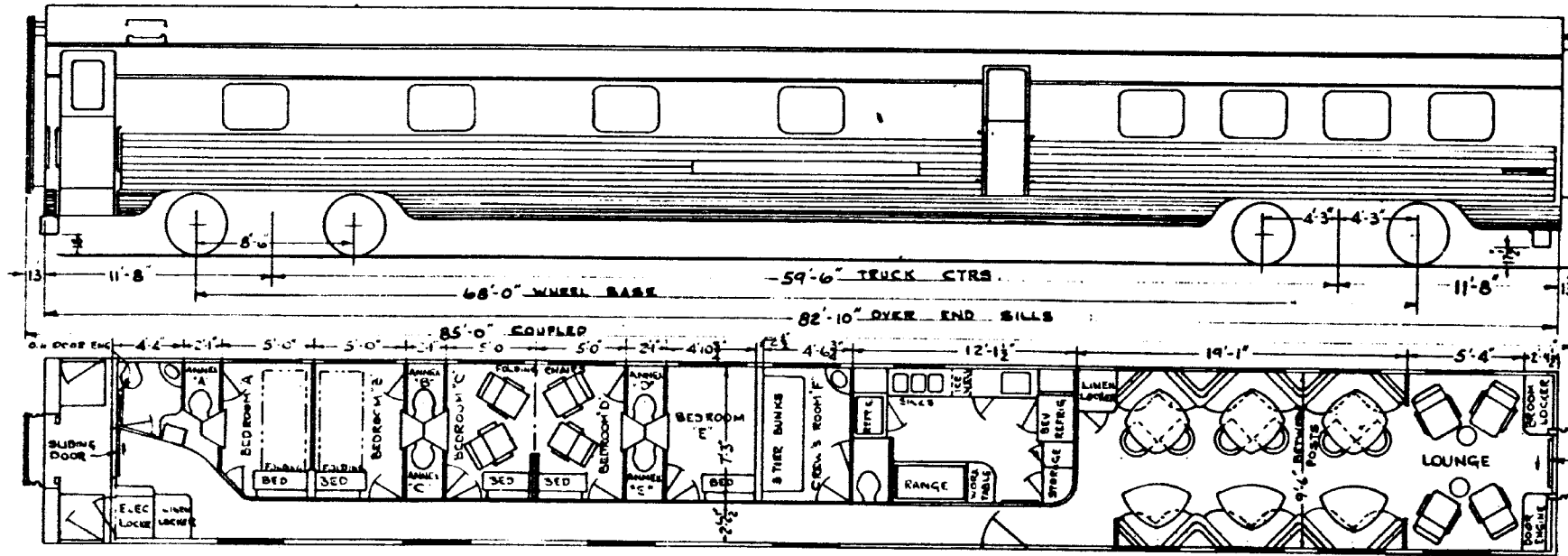
BUILT BY - PULLMAN  
YEAR BUILT - APRIL 1939 PURCHASED BY NKP 12-18  
CAPACITY PASSENGERS - 18  
VEST. END - 6732, OPP. END - 5988Z  
WEIGHT - TOTAL - 121614 LBS.  
BUILDERS REFERENCE - LOT 6256  
AIR BRAKE MFG. - WAB CO.  
AIR BRAKE SCHEDULE - NSG WITH D-35-A CONTROL VALVE  
BARNET RACKS  
BODY BOLSTER - BUILT UP STEEL  
BODY CENTER PLATE - BUILT UP STEEL  
BODY CENTER SILL - 2" X 6" X 1/2" S&C 2 1/2" X 1/2" X 1/2"  
BODY HEAD LINING - ALUMINUM 5/16"  
BODY INSIDE FINISH - PRESSED WOOD 3/16"  
BODY OUTSIDE FINISH - STEEL  
BODY STRENGTHENING - STEEL  
BODY UNDERFRAME - STEEL  
BOXES - LEVER  
BOXES - PAPER  
SUPPER - UPPER - SINGLE STEM  
SUPPER - LOWER  
CAR LINING - PRESSED STEEL

CEILING - TYPE - TURTLE TYPE  
COUPLER - N.M.S.C. CO. TIGHT LOCK  
COUPLER CEN. DEVICE - PULLMAN TYPE  
CURTAINS - PANTASOTE  
DECK SASH - STATIONARY  
DECK SASH - SWINGING  
DIAPHRAGM -  
DRAFT GEAR - WAUGHMAY  
FANS - ELECTRIC - 18" 6" 3 SPARO  
FILTER - EVERPURE TYPE 3-D  
FIRE EXTINGUISHER - 1 QT. PYRENE  
FLOORING - COMPOSITION  
FLOOR COVERING - CARPET, LINOLEUM, RUBBER TILE  
HANGERS - PULLMAN TYPE LINDSTROM LEVER  
HEATER  
HEATING SYSTEM - VAPOR CH. H. L. CO.  
HOPPER - 19 OUNCE PLUSH  
ILLUMINATION - 3" STONEWELL  
LIGHTING SYSTEM - ALL ELECT & BATT.  
L. S. BATTERIES - 6-240 LBS. 14-24 1/2" X 14" X 14"  
L. S. GENERATOR - SAFETY TRUCK  
L. S. GENERATOR PULLEY - 11" DIA. SEE NOTE:-1

L. S. GENERATOR AXLE PULLEY - 17" DIA. SEE NOTE:-1  
L. S. GENERATOR SUSPENSION - BODY  
L. S. CHARGING RECEPTACLE - ANDERSON 2403-P  
L. S. TRAIN CONNECTORS - PULLMAN STD.  
LIGHTS - NO - 116  
MAIL POUCH RACKS  
MARKER LAMPS - OIL  
PLATFORM - STEEL  
PLATFORM COVERING - RUBBER TILE  
PLATFORM STEPS - RETRACTABLE  
PLATFORM TRAP DOOR - STEEL  
RANGE  
ROOF - STEEL  
SASH - ALUMINUM  
SIZE OF GLASS - SASH - SEE NOTE:-2  
SEATS OR CHAIRS - PULLMAN DESIGN  
SEAT COVERING - CHASE CO. P. 4703-ROOMETTE'S  
VENTILATORS - PULLMAN DESIGN  
WASH BASIN - 18" FOLDING B.L. PORCELAIN  
WATER COOLERS - 1  
WATER HEATER  
WATER SUPPLY - AIR PRESSURE

TRUCKS  
BOLSTER - CAST STEEL  
BRAKES - CLASP  
CENTER MULLER  
CENTER PLATE - CAST STEEL SEPARATE  
CENTER PIN - LOCKING TYPE  
FRAMES - CAST STEEL  
JOURNALS - 3 1/2" X 10"  
JOURNAL BOXES - TIMMEN  
PEDESTALS - CAST INTEGRAL  
ROLLER BEARINGS - TIMMEN  
ROLLER BEARINGS - DIFFERENTIAL TAPER ROLLER TYPE  
SIDE BEARING ARCH  
SIDE BEARING ARCH  
WHEELS - 36 1/2" DIA.  
WEIGHT OF ONE TRUCK - 1872 LBS. VEST. END AND  
18582 LBS. OPP. END.  
TRUCK DWG. GEN. S.C. CO. DWG. 24400.

ROBERT DE LASALLE				
CAR NUMBERS				
ROOMETTE				
N.K.P.				
ADVISORY MECHANICAL COMMITTEE CLEVELAND, OHIO 4-8-47				
REVISIONS				
DR	TR	CH	GROUP No.	SHEET No.
16B	16B	6A	4	2



64 VOLT ELECTRICAL SYSTEM

NOTE: 1  
 .075 & 0.90 ALUMINUM  
 .050 STAIN STEEL IN TOILET

NOTE: 2  
 TRUCKS EQUIPPED WITH TIMKEN  
 HOT BOX ALARMS & NYABCO  
 DECELOSTAT EQUIPMENT.

NOTE: 3  
 1- CRANE # R 201  
 1- CRANE # 110-08-E  
 5- STAINLESS STEEL - FULLMAN DESIGN

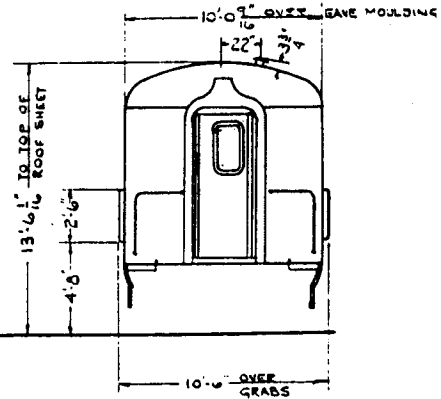
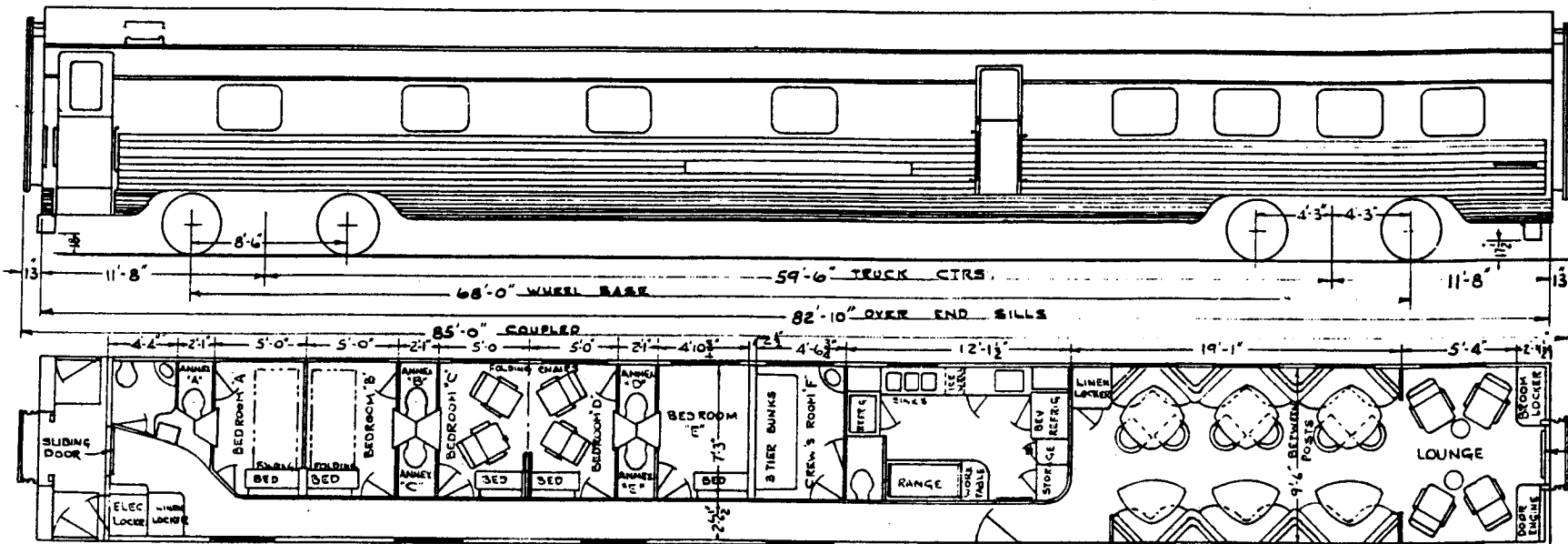
BUILT BY FULLMAN - STANDARD  
 YEAR BUILT 1950  
 CAPACITY PASSENGERS 10  
 VEST END 72,000 LBS. DUMMY END 62,800 LBS.  
 WEIGHT TOTAL 135,500 LBS.  
 BUILDERS REFERENCE LOT 6867  
 NYABCO MFG NYABCO CO.  
 AIR BRAKE SCHEDULE 35 C. W.P. 0-22-AR CONTROL VALVE  
 BARNET RACKS  
 BODY BOLSTER BUILT UP HTLA STEEL  
 BODY CENTER PLATE CAST STEEL  
 BODY CENTER BILLS 2 AAR 1/2" SEC. @ 31.3" FT.  
 BODY HEADLINING .075 AND .090 ALUMINUM  
 BODY INSIDE FINISH SEE NOTE 1  
 BODY OUTSIDE FINISH HTLA STEEL & STAINLESS STEEL  
 BODY SUPERSTRUCTURE HTLA STEEL  
 BODY UNDERFRAME HTLA STEEL  
 BONES LETTER  
 BONES PAPER  
 BUFFER UPPER FULLMAN DESIGN SINGLE CENTER STEM  
 BUFFER LOWER FULLMAN DESIGN WITH SIDE STEMS  
 CAR LINES HTLA STEEL .075 PRESSED CHAN.

CEILING TYPE FLAT  
 COUPLER TIGHT LOCK TYPE "H" OF HTLA STEEL  
 COILED GEN DEVICE N.M. & S. C. CO.  
 LUMINAIR PANTASOTE  
 VENETIAN BLINDS - ATLAS CONSOLIDATED  
 DOORS - END NAT PNEUMATIC AIR OPER - SLIDING  
 DIAPHRAGM CANVAS - 2 FOLD - 3 PLY ALUMINUM  
 DRAFT GEAR WAUGH TWIN CUSHION WM-6 OF  
 FANS - ELECTRIC 8" - RUBBER BLADES  
 FILTER FARR & DOREX  
 FIRE EXTINGUISHER 2 - 1 QT. PYRENE  
 FLOODING ALLUM ARCH WITH TUCCO COMPOSITION  
 FLOOR COVERING CARPET & 1/2" RUBBER TILE  
 HANDBRAKE PEACOCK WHEEL TYPE #850-NS  
 HEATER NONE  
 HEATING SYSTEM VAPOR WALL PANEL  
 HOPPER 7' CRANE # RR-10297 - FLUSH  
 INSULATION JOHNS MANVILLE TYPE "A"  
 LIGHTING SYSTEM ANLS ELECT & BATTERIES  
 L.S. BATTERIES GOULD NALD 25-720 A H  
 L.S. GENERATOR G.E. 30-35 KW GENEMOTOR  
 L.S. GENERATOR PULLEY SPICER DRIVE

L.S. GENERATOR AXLE PULLEY SPICER DRIVE  
 L.S. GENERATOR SUSPENSION BODY  
 L.S. CHARGING RECEPTACLE ANDERSON TYPE F 4  
 L.S. TRAIN CONNECTORS PYLE NAT WEPJ-2007  
 LIGHTS 40  
 MAIL POUCH RACKS  
 MARKER LAMPS ELECTRIC  
 PLATFORM BUILT UP HTLA STEEL  
 PLATFORM COVERING STAINLESS STEEL DIAMONDETT  
 PLATFORM STEPS STAINLESS STEEL RETRACTABLE  
 PLATFORM TRAP DOOR STAINLESS STEEL DIAMOND TREAD  
 RANGE - STEARNS CO - STAINLESS STEEL  
 ROOF HTLA STEEL - .075"  
 SASH ADAMS & WESTALE 3/4" BREATHER TYPE  
 GLASS 1/4" HEAT ABS. OUTSIDE, 1/4" LAMINATED INSIDE  
 SEATS - FOLDING - IN BEDROOMS - KARPEN #R-120-24  
 SEATS - LOUNGE & DINING - TEN. PREPROOFING CO.  
 VENTILATORS 2 VAPOR CO. 400 TYPE, 1 R.V. UTILITY CO.  
 WASH BASINS SEE NOTE - 3  
 WATER COOLERS - MARQUET RE. SUPPLY CO #6000 (ELECT)  
 WATER HEATER VAPOR #888-6  
 WATER SUPPLY AIR PRESSURE - 47#

YOKES CAST STEEL - HTLA  
 AIR CONDITIONING FRIGIDASE ELECT. - MECH  
 TRUCKS  
 BOLSTER CAST ALLOY STEEL  
 BRAKES CLASP  
 CENTER BOLSTER  
 CENTER PLATE CAST STEEL  
 CENTER PIN MINER LOCKING - TYPE L-4  
 FRAMES CAST ALLOY STEEL  
 JOURNALS 6" X 11" ROLLER BEARING  
 JOURNAL BOXES HYATT - NOTE 2  
 PEDERFALD CAST INTEGRAL TO FRAME  
 ROLLER BEARINGS HYATT  
 SIDE BEARINGS STUCKI #70-A 3" ROLLER TYPE  
 SIDE BEARING ARCH NONE  
 WHEELS AAR 36" DIA. MULTIPLE WEAR  
 WEIGHT OF ONE TRUCK 20,400 LBS VEST END  
 19,400 LBS DUMMY END

AIR CONDITIONED		150 & 151	
CAR NUMBERS			
BEDROOM BUFFET LOUNGE			
<b>N.K.P.</b>			
MECHANICAL DEPARTMENT CLEVELAND, OHIO SEPT. 26, 1950			
REVISIONS			
DR	IR	CH	GROUP No.
FC	FC	SS	4
			SHEET No.
			3



- NOTE 1  
.075 & .090 ALUMINUM  
.050 STAIN STEEL IN TOILET
- NOTE 2  
TRUCKS EQUIPPED WITH TIMKEN  
HOT BOX ALARMS & NYABCO  
DECELOSTAT EQUIPMENT.
- NOTE 3  
1-CRANE #R 201  
1-CRANE #110-08-E  
5-STAINLESS STEEL-PULLMAN DESIGN

BUILT BY PULLMAN - STANDARD
YEAR BUILT 1950
CAPACITY PASSENGERS 10
VEST END 72'00 LBS. DUMMY END 62'00 LBS.
WEIGHT TOTAL 135500 LBS
BUILDERS REFERENCE LOT 6867
AIR BRAKE MFG. NYAB. CO.
AIR BRAKE SCHEDULE H 3 C. WITH 0-22-AR CONTROL VALVE
BASKET RACKS
BODY BOLSTER BUILT UP HTLA STEEL
BODY CENTER PLATE CAST STEEL
BODY CENTER SILL 2 AAR "Z" SEC. @ 31.3" FT.
BODY HEADLINING .075 AND .090 ALUMINUM
BODY INSIDE FINISH SEE NOTE-1
BODY OUTSIDE FINISH HTLA STEEL & STAINLESS STEEL
BODY SUPERSTRUCTURE HTLA STEEL
BODY UNDERFRAME HTLA STEEL
BOXES - LETTER
BOXES - PAPER
BUFFER - UPPER PULLMAN DESIGN - SINGLE CENTER STEM
BUFFER - LOWER PULLMAN DESIGN - WITH SIDE STEMS
CARLINGS HTLA STEEL .075 PRESSED CHAN.

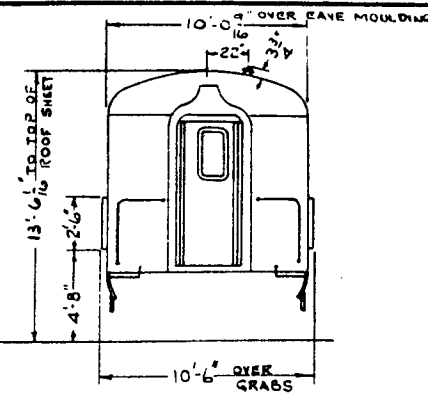
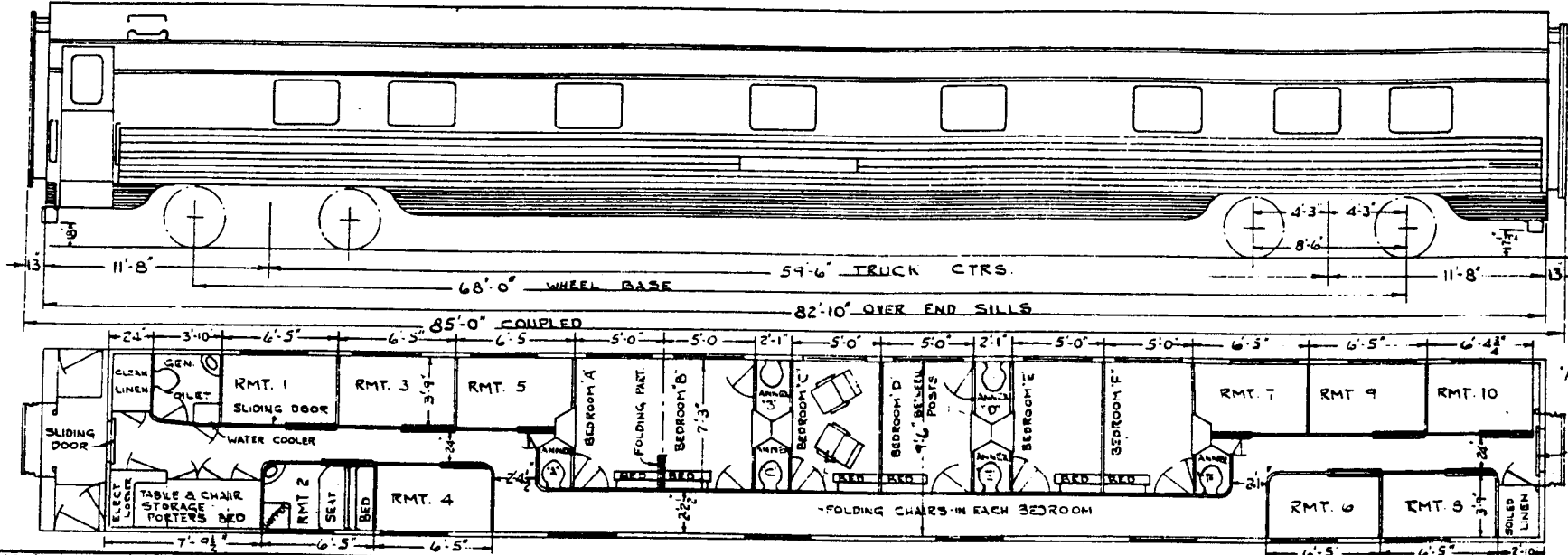
CEILING - TYPE FLAT
COUPLER - TIGHT LOCK TYPE "H" OF HTLA STEEL
COUPLER GEN. DEVICE N.M. & S.C. CO.
CURTAINS PANTASOTE
VENETIAN BLINDS - ATAJ CONSOLIDATED
DOORS - END - NAT. PNEUMATIC AIR OPER - SLIDING
DIAPHRAGM CANVAS - 2 FOLD - 3 PLY ALUMINUM
DRAFT GEAR WAUGH TWIN CUSHION WM. & DP
FANS - ELECTRIC 8 - RUBBER BLADES
FILTER FARR & DOREY
FIRE EXTINGUISHER 2 - 1 QT. PYRENE
FLOORING ALUM. ARCH WITH TUGO COMPOSITION
FLOOR COVERING CARPET & 1/2" RUBBER TILE
HANDRAK PEA COCK WHEEL TYPE #850-NS
HEATER NONE
HEATING SYSTEM VAPOR WALL PANEL
HOPPER 7 - CRANE #RR-10297 - FLUSH
ILLUMINATION JOHNS MANVILLE TYPE "A"
LIGHTING SYSTEM ALLE ELECT. & BATTERIES
L. S. BATTERIES GOULD KALO 25-720 A.H.
L. S. GENERATOR G.E. 30-35 KW GENEMOTOR
L. S. GENERATOR PULLEY SPICER DRIVE

L. S. GENERATOR AXLE PULLEY SPICER DRIVE
L. S. GENERATOR SUSPENSION BODY
L. S. CHARGING RECEPTACLE ANDERSON TYPE F-4
L. S. TWIN CONNECTORS PYLE NAT. WEPJ-200J
LIGHTS - NO
MAIL BOUCH RACKS
MARKER LAMPS ELECTRIC
PLATFORM BUILT UP HTLA STEEL
PLATFORM COVERING STAINLESS STEEL DIAMONETTE
PLATFORM STEPS STAINLESS STEEL - RETRACTABLE
PLATFORM TRAP DOOR STAINLESS STEEL - DIAMOND TREAD
RANGE - STEARNS CO - STAINLESS STEEL
ROOF HTLA STEEL - .075"
SASH ADAMS & WESTAKE 3/8" BREATHER TYPE GLASS - 1/4" HEAT ABS. OUTSIDE, 1/4" LAMINATED INSIDE
SEATS - FOLDING - IN BEDROOMS - KARPEN #R-120-24
SEATS - LOUNGE & DINING - GEN. FIREPROOFING CO.
VENTILATORS 2 VAPOR CO. 1100 TYPE 1, 1-RY. UTILITY CO.
WASH BASINS SEE NOTE - 3
WATER COOLERS 1 - MARQUET RT. SUPPLY CO. #6000 (ELECT)
WATER HEATER VAPOR #588-6
WATER SUPPLY AIR PRESSURE - 47"

YOKE CAST STEEL HTLA
AIR CONDITIONING FRIGIDARE ELECT-MECH TRUCKS
BOLSTER CAST ALLOY STEEL
BRAKES CLASS
CENTER BOLSTER
CENTER PLATE CAST STEEL
CENTER PIN MINER LOCKING TYPE L-4
FRAMES CAST ALLOY STEEL
JOURNALS 6" X 11" ROLLER BEARING
JOURNAL BOXES HYATT - NOTE 2
REDERFALL CAST INTEGRAL TO FRAME
ROLLER BEARINGS HYATT
SIDE BEARINGS STUCKI #700-A 3" ROLLER TYPE
SIDE BEARING ARCH NONE
WHEELS AAR 36" DIA. MULTIPLE WEAR
WEIGHT OF ONE TRUCK 20400 LBS VEST END 19400 LBS DUMMY END

AIR CONDITION'D	150 & 151			
CAR NUMBERS				
BEDROOM BUFFET LOUNGE				
<h1>N.K.P.</h1>				
MECHANICAL DEPARTMENT CLEVELAND, OHIO SEPT. 26, 1950				
REVISIONS				
DR	IR	CH	GROUP NO.	SHEET NO.
FC	FC	SS.	4	3

CAR 200 - CITY OF BUFFALO, 201 - ST. LOUIS, 202 - LORAIN, 203 - INDIANAPOLIS, 204 - PAINEVILLE, 205 - ERIE, 206 - TOLEDO, 207 - PEORIA, 208 - KOKOMO, 209 - MUNCIE, 210 - FINDLAY, 211 - LIMA, 212 - FT. WAYNE



NOTE: 1  
.075 & .090 ALUMINUM.  
.050 STAIN. STEEL IN TOILET

NOTE: 2  
TRUCKS EQUIPPED WITH TIMKEN  
HOT BOX ALARMS & N.Y.A.B. CO.  
DECELOSTAT EQUIPMENT.

BUILT BY PULLMAN STANDARD
YEAR BUILT 1950
CAPACITY PASSENGERS 22
VE ST. END 71250 # DUMMY END 65850
WEIGHT - TOTAL 137100 LBS. (AVERAGE)
BUILDERS REFERENCE LOT. 6866
AIR BRAKE MFG NYAR CO
AIR BRAKE SCHEDULE H.S.C. WITH D22AR CONTROL VALVE
BASKET RACKS NONE
BODY BOLSTER BUILT UP HTLA STEEL-WELDED CORRUGATED
BODY CENTER PLATE CAST STEEL
BODY CENTER SILLS 2 AAR 2" SEC @ 313# PER FT.
BODY HEADLINING .075" AND .090 ALUMINUM
BODY INSIDE FINISH SEE NOTE 1
BODY OUTSIDE FINISH HTLA STEEL & STAINLESS STEEL
BODY SUPERSTRUCTURE HTLA STEEL
BODY UNDERFRAME HTLA STEEL
BOXES - LETTER -
BOXES - PAPER -
BUFFER - UPPER PULLMAN DESIGN - SINGLE CENTER STEM
BUFFER - LOWER PULLMAN DESIGN - WITH SIDE STEMS
CAR LINES HTLA STEEL .075 PRESSED CHAN.

CEILING - TYPE FLAT
COUPLER TIGHT LOCK TYPE "H" OF HTLA STEEL
COUPLER GEN DEVICE N.M. & S.C. CO.
CURTAINS PANTASOTE
DOORS - END NAT. PNEUMATIC AIR OPER. SLIDING
DECK SASH - SWINGING
DIAPHRAGM CANVAS 2 FOLD, TUCO #3 ALUMINUM
DRAFT GEAR WAUGH TWIN CUSHION W.M. 6-0P
FANS - ELECTRIC 16" 6" RUBBER BLADES - 9 EXHT
FILTER - FARR & DOREL
FIRE EXTINGUISHER 1-1 QT. PYRENE
FLOORING ALUM. ARCH WITH TUCO COMPOSITION
FLOOR COVERING CARPET & 1/8" RUBBER TILE
HANDBRAKE PEACOCK WHEEL TYPE # 850-NS
HEATER NONE
HEATING SYSTEM VAPOR WALL PANEL
HOPPER CRANE 10" DIA IN RMTS. 1, 10, 11 IN BEDRM & TOILET
INSULATION JOHNS-MANVILLE TYPE "A"
LIGHTING SYSTEM AXLE ELECTRIC & BATTERIES
L. S. BATTERIES EXIDE EPTA-25-C - 7064AH
L. S. OPERATOR G.E. 30-35 KW GENEMOTOR
L. S. GENERATOR PULLEY SPICER DRIVE

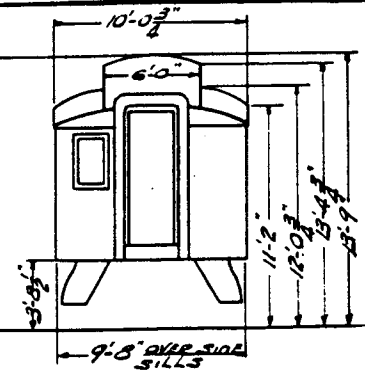
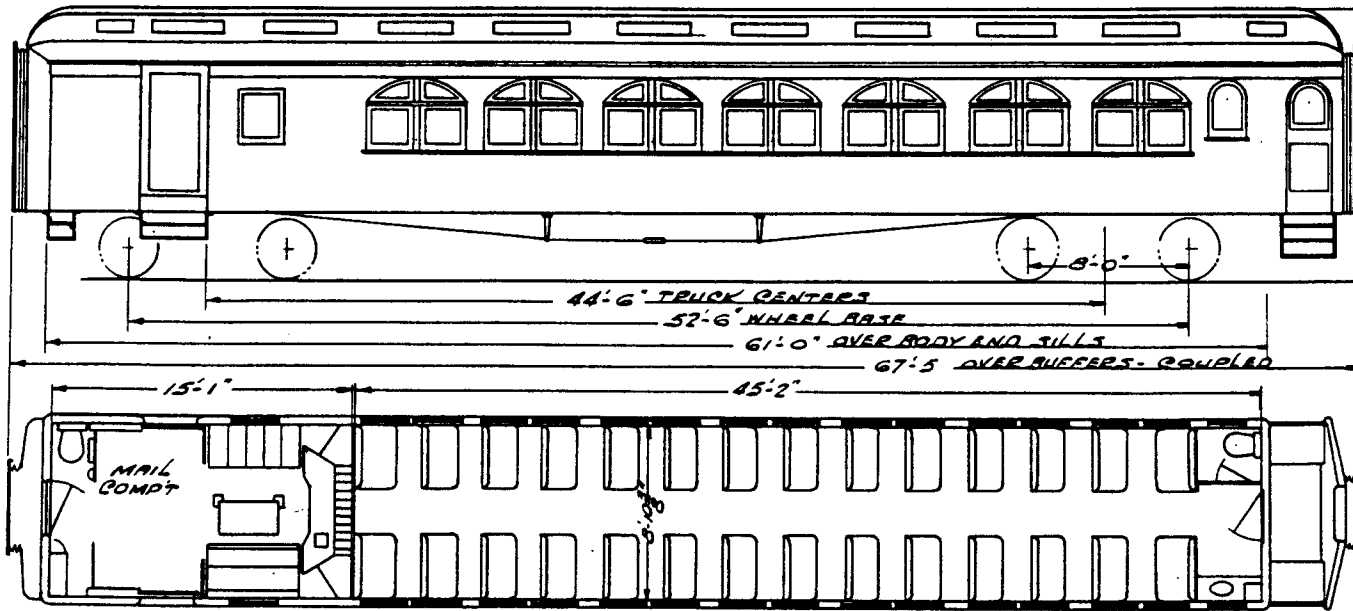
L. S. GENERATOR AXLE PULLEY SPICER DRIVE
L. S. GENERATOR SUSPENSION BODY
L. S. CHARGING RECEPTACLE ANDERSON TYPE F-4
L. S. TRAIN CONNECTORS PYLE NAT. WEP7-200 J
LIGHTS - NO
MAIL POUCH RACKS -
MARKER LAMPS - ELECTRIC
PLATFORM BUILT UP HTLA STEEL
PLATFORM COVERING STAINLESS STEEL DIAMONDETTE
PLATFORM STEPS STAINLESS STEEL - RETRACTABLE
PLATFORM TRAP DOOR STAINLESS STEEL - DIAMONDETTE
RANGE -
ROOF HTLA STEEL .075"
SASH ADAMS & WEST #36 BREATHER TYPE
GLASS 1/4" HEAT ABS. OUTSIDE, 1/4" LAMINATED SAF INSIDE
SEATS OR CHAIRS - FOLDING - CARPEN # R120-24
SEAT IN ROOMETTE - PULLMAN BUILT
VENTILATORS I - RY. UTILITY CO.
WASH BASINS 1 - CRANE # FR 201 IN TOILET, 16" STAIN. STL. PULMAN
WATER COOLERS - MARQUETTE RY. SUPPLY # 6000 (ELECTRIC)
WATER HEATER VAPOR # 588-6
WATER SUPPLY AIR PRESSURE - 47*

YOKES CAST STEEL HTLA
TRUCKS
ROLSTER CAST ALLOY STEEL
BRAKES CLASP
CENTER BOLSTER -
CENTER PLATE CAST STEEL
CENTER PIN M.N.E.R. LOCKING - TYPE L-4
FRAMES CAST ALLOY STEEL
JOURNALS 6" X 12" ROLLER BEARING
JOURNAL BOXES HYATT - SEE NOTE 2
PEDESTALS CAST INTEGRAL TO FRAME
ROLLER BEARINGS HYATT
SID BEARINGS STUCKI #706 A - ROLLER TYPE
SIDE BEARING ARCH NONE
WHEELS A.A.R. 36" DIA. MULTIPLE WEAR
WRIGHT OF ONE TRUCK 20588# WEST END
19838# DUMMY END

AIR CONDITION'D	200 - 212
CAR NUMBERS	
BEDROOM - ROOMETTE	
<b>N.K.P.</b>	
MECHANICAL DEPARTMENT	
CLEVELAND, OHIO	SEPT. 29, 1950
REVISIONS	
4-2-51	
DR TR CH	GROUP NO.
EFC EFC SS	4
	SHEET NO.
	4



**GROUP - 5**  
**COMBINE CARS**



NOTE: 1 CAR EQUIPPED WITH SEATS REMOVED FROM CARS IN 85-89 SERIES.

132

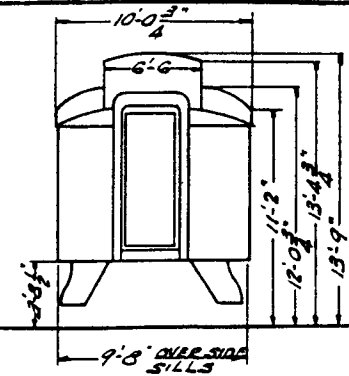
BUILT BY - PULLMAN
YEAR BUILT - 1906
CAPACITY PASSENGERS - 36
CAPACITY - LBS.
WEIGHT - TOTAL - 104250 LBS.
OWNERS REFERENCE - LEAN DIST. LOT 112
AIR BRAKE MFS. - WAB Co.
AIR BRAKE SCHEDULE
BASKET RACKS - YAS
BODY BOLSTER - CAST STEEL
BODY CENTER PLATE - 3 CAST INTEGRAL
BODY CENTER SILLS - 2 10" 24 LB. H BEAMS
BODY HEADLINING - AGRASOTE
BODY INSIDE FINISH
BODY OUTSIDE FINISH
BODY SUPERSTRUCTURE
BODY UNDERFRAME - STEEL
BOXES - LETTER
BOXES - PAPER
SUPPER - UPPER
SUPPER - LOWER - MINER B-10
CARLINES

CEILING - TYPE - CLARE STORY
COUPLER AND TYPE - 6 1/4" 16" BUTT. OPER. TO
COUPLER CEN. DEVICE
CURTAINS - PANTASOTE
DECK SASH - STATIONARY
DECK SASH - SWINGING
DIAPHRAGM - CANVAS
DRAFT GEAR - MINER A 3 P
FANS - ELECTRIC
FILTER
FIRE EXTINGUISHER
FLOORING
FLOOR COVERING
HANDBRAKE
HEATER
HEATING SYSTEM
HOPPER - 2
INSULATION
LIGHTING SYSTEM - ALLE ELECT. & BATT.
L. S. BATTERIES - EDISON A6NW 256 NW
L. S. GENERATOR - SAFETY 2 KW
L. S. GENERATOR PULLEY 9" DIA.

L. S. GENERATOR ASLE PULLEY - 19" DIA.
L. S. GENERATOR SUSPENSION - BODY
L. S. CHARGING RECEPTACLE
L. S. TRAIN CONNECTORS
LIGHTS - NO.
MAIL POUCH RACKS - R.M.S. STD.
MARKER LAMPS - OIL
PLATFORM - CAST STEEL
PLATFORM COVERING
PLATFORM STEPS - STEEL
PI. ATFORM TRAP DOOR - STEEL
RANGE
ROOF
SASH - WOOD
SIZE OF GLASS - SASH
SEATS OR CHAIRS - 78 SEE NOTE - 1
SEAT COVERING - PLUSH
VENTILATORS
WASH BASINS
WATER COOLERS - 1
WATER HEATER
WATER SUPPLY - GRAVITY

YORE - CAST STEEL
TRUCKS
BOLSTER - BUILT UP STEEL
BRAKES - SINGLE SHOE
CENTER BOLSTER
CENTER PLATE - CAST STEEL SEPARATE
CENTER PIN - 2" DIA.
FRAMES - BUILT UP STEEL
JOURNALS - 5" X 9
JOURNAL BOXES - DWG-185-3-730
PEDESTALS - CAST STEEL SEPARATE
ROLLER BEARINGS
SIDE BEARINGS
SIDE BEARING ARCH
WHEELS - 36" DIA.
WEIGHT OF ONE TRUCK
GEN. REPT. OF TRUCK - 184-7-41

882				
CAR NUMBERS				
PASSENGER & MAIL				
N.K.P.				
ADVISORY MECHANICAL COMMITTEE CLEVELAND, OHIO 2-21-47				
REVISIONS				
DR	TR	CH	GROUP NO.	SHEET NO.
	JGB		5	2



BUILT BY - PULLMAN  
 YEAR BUILT - 1906  
 CAPACITY PASSENGERS - 36  
 CAPACITY - LBS.  
 WEIGHT - TOTAL - 103660 LBS.  
 BUILDING REFERENCE - LEAN DIST. LOT 112  
 AIR BRAKE MFG. - WAB CO.  
 AIR BRAKE SCHEDULE  
 BARRET RACKS - YES  
 BODY BOLSTER - CAST STEEL  
 BODY CENTER PLATE - CAST INTEGRAL  
 BODY CENTER RAILS - 2 1/2" x 4 1/2" H BEAMS  
 BODY HEADLINING - RAJ-SOTE  
 BODY INSIDE FINISH - WOOD  
 BODY OUTSIDE FINISH - WOOD  
 BODY SUPERSTRUCTURE - WOOD  
 BODY UNDERFRAME - STEEL  
 BOXES - LETTER  
 BOXES - PAPER  
 BUFFER - UPPER - FOWLER  
 BUFFER - LOWER - MINER 8-10  
 COILERS

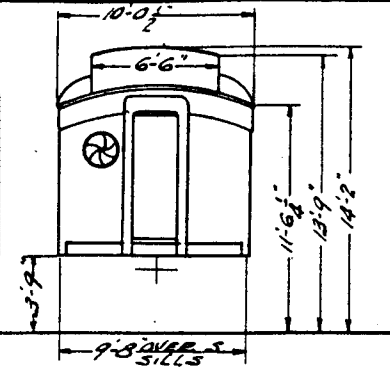
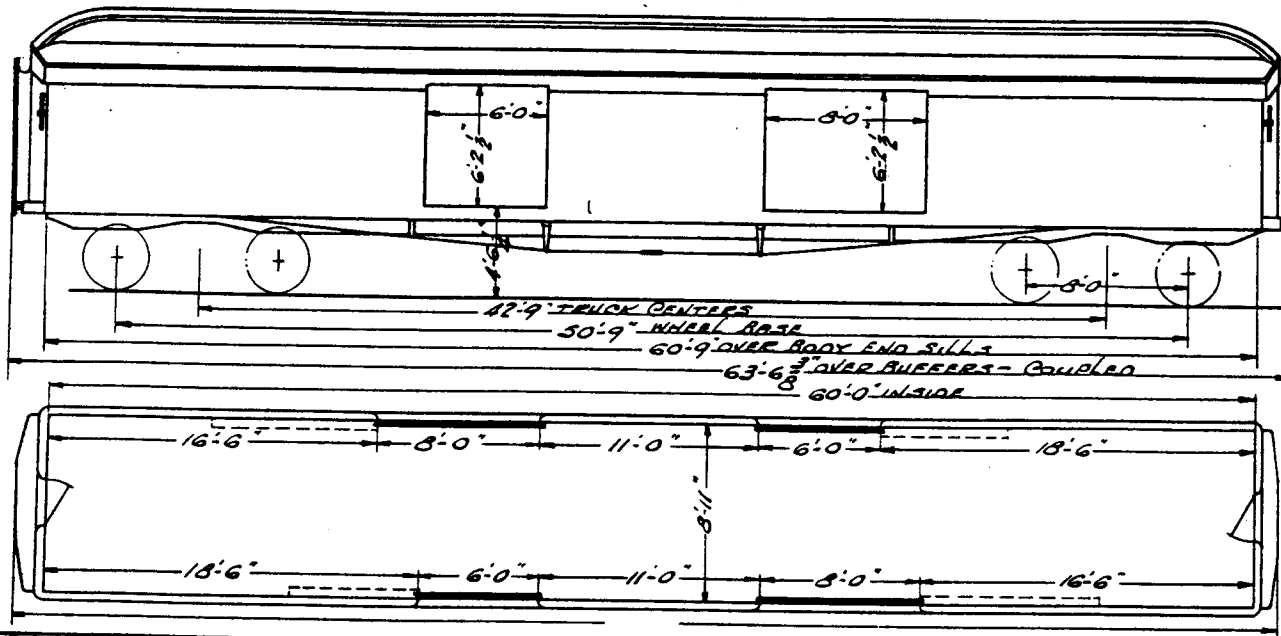
CEILING - TYPE - CLEAR STORY  
 COMPASS - 6' x 8' G.S. 6 1/2" LONG  
 COUPLER GEN. DEVICE  
 CURTAINS - PANTASOTE  
 DECK SASH - STATIONARY  
 DECK SASH - SWINGING - TOP PASS. END 18 MAIL END  
 DIAPHRAGM - CANVAS  
 DRAFT GEAR - MINER A-5-P  
 FANS - ELECTRIC  
 FILTER  
 FIRE EXTINGUISHER - 1 QT.  
 FLOORING - WOOD  
 FLOOR COVERING  
 HANGBRACK - HANDLE & SHAFT  
 HEATER  
 HEATING SYSTEM - VAPOR  
 HOPPER - 2  
 INSULATION  
 LIGHTING SYSTEM - AXLE ELECT. & BATT.  
 L. S. BATTERIES - EDISON A G HW 256 AM.  
 L. S. GENERATORS - SAFETY 2 KW.  
 L. S. GENERATOR PULLEY - 9" DIA.

L. S. GENERATOR AXLE PULLEY - 19" DIA.  
 L. S. GENERATOR SUSPENSION - BODY.  
 L. S. GRABBING RECEPTACLE  
 L. S. TRAIN CONNECTORS  
 LIGHTS - NO. 7 COACH END  
 MAIL POUCH RACKS - RM'S STD.  
 MARKER LAMPS - OIL  
 PLATFORM - CAST STEEL  
 PLATFORM COVERING - RUBBER  
 PLATFORM STEPS - STEEL  
 PLATFORM TRAP DOOR - STEEL  
 RANGE  
 ROOF - CANVAS  
 SASH - WOOD 24" x 24"  
 SIZE OF GLASS - SASH  
 SEATS OR CHAIRS - 32 WALKOVER  
 SEAT COVERING - BUSH  
 VENTILATORS - 34  
 WASH BASINS - 1 COACH END 1 MAIL END  
 WATER COOLERS - 1  
 WATER HEATER  
 WATER SUPPLY - GRAVITY

YOKE - CAST STEEL  
 TRUCKS  
 BOLSTER - BUILT UP STEEL  
 BRAKES - SINGLE SHOE  
 CENTER BOLSTER  
 CENTER PLATE - CAST STEEL SEPARATE  
 CENTER PIN - 2" DIA.  
 FRAMES - BUILT UP STEEL  
 JOURNALS - 3" x 9"  
 JOURNAL BOXES - DWG. 105-3-730  
 PILESTALS - CAST STEEL SEPARATE  
 ROLLER BEARING  
 SIDE BEARINGS  
 SIDE BEARING ARCH  
 WHEELS - RR 36" DIA.  
 WEIGHT OF ONE TRUCK  
 TRUCK ARRGT. 184-7-41

		883	
CAR NUMBERS			
PASSENGER & MAIL			
<b>N.K.P.</b>			
ADVISORY MECHANICAL COMMITTEE CLEVELAND, OHIO 6-18-47			
REVISIONS			
DR	TR	CH	SHEET NO.
	36B		3
GROUP NO.		5	

**GROUP - 6**  
**BAGGAGE CARS**



NOTE: - 1 TRUCK CENTER PLATE  
 CARS 316, 319, 325 CAST INTEGRAL.  
 CARS 317, 318, 320, 321, 323, 324 CAST  
 SEPARATE ALSO CAR 300.

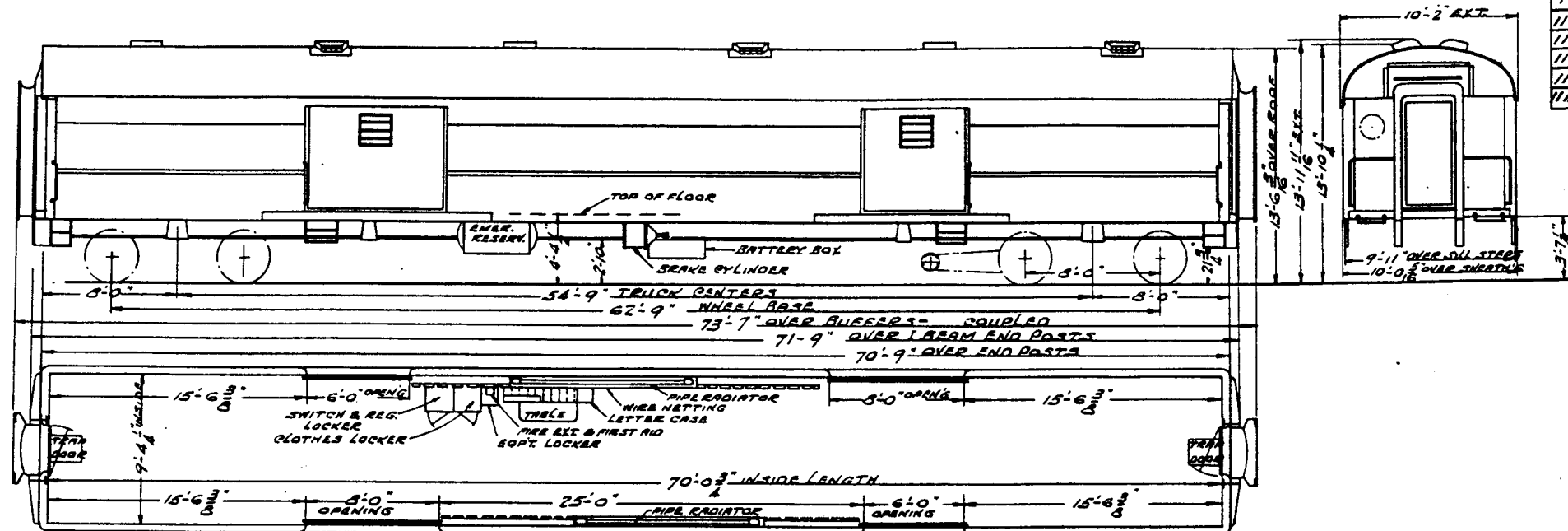
BUILT BY - **A. D. & F. Co.**  
 YEAR BUILT - **1907 & 1910**  
 CAPACITY PASSENGERS  
 CAPACITY - **LBS. T 4000 LBS**  
 WEIGHT - **TOTAL AVE. 92300**  
 BUILDERS REFERENCE  
 AIR BRAKE MFG. - **WAB CO.**  
 AIR BRAKE SCHEDULE - **P-2 1A CYL.**  
 BASKET RACKS  
 BODY BOLSTER - **CAST STEEL**  
 BODY CENTER PLATE - **CAST INTEGRAL**  
 BODY CENTER SILLS - **2-10 55# H BEAMS**  
 BODY HEADLINING - **AGASOTE**  
 BODY INSIDE FINISH - **WOOD**  
 BODY OUTSIDE FINISH - **WOOD**  
 BODY SUPERSTRUCTURE - **WOOD & STEEL**  
 BODY UNDERFRAME - **STEEL**  
 BOXES - **LETTER**  
 BOXES - **PAPER**  
 BUFFER UPPER - **FOWLER**  
 BUFFER LOWER - **D-6925-R**  
 CARLINGS - **WOOD**

CEILING - **TYPE - CLEAR STORY**  
 COUPLER - **BAR TYPE E 6 1/4 10 BUTT. OPERATED**  
 COUPLER GEN. DEVICE  
 CURTAINS  
 DECK SASH - **STATIONARY**  
 DECK SASH - **SWINGING - 2**  
 DIAPHRAGM  
 DRAFT CLAD - **MINER A51B**  
 FANS - **ELECTRIC**  
 FILTER  
 FIRE EXTINGUISHER - **1 QT. PYRENE**  
 FLOORING - **WOOD**  
 FLOOR COVERING  
 HANDBRAKE - **WHEEL TYPE**  
 HEATER  
 HEATING SYSTEM - **VAPOR, NONE IN CAR 300.**  
 HOPPER  
 INSULATION  
 LIGHTING SYSTEM - **ALL ELECT. & BATT.**  
 L. S. BATTERIES - **EDISON AGHN 25 AH**  
 L. S. GENERATOR - **SAFETY 2 KW**  
 L. S. GENERATOR PULLEY - **9" DIA**

L. S. GENERATOR AXLE PULLEY - **19" DIA.**  
 L. S. GENERATOR SUSPENSION - **BODY**  
 L. S. CHARGING RECEPTACLE - **ANDERSON**  
 L. S. TRAIN CONNECTORS  
 LIGHTS - **NO.**  
 MAIL POUCH RACKS  
 MARKER LAMPS - **OIL**  
 PLATFORM - **CAST STEEL**  
 PLATFORM COVERING  
 PLATFORM STEPS  
 PLATFORM TRAP DOOR  
 RANGE  
 ROOF - **MULEHIDE**  
 SASH - **WOOD**  
 SIZE OF GLASS - **SASH - 7 1/2" X 22"**  
 SEATS OR CHAIRS  
 SEAT COVERING  
 VENTILATORS - **2 GLOBE IN DECK**  
 WASH BASINS  
 WATER COOLERS  
 WATER HEATER  
 WATER SUPPLY

YOKE - **CAST STEEL QUAD SHEAR.**  
 TRUCKS  
 BOLSTER - **CAST STEEL**  
 BRAKES - **CLASP**  
 CENTER BOLSTER  
 CENTER PLATE - **SEE NOTE: - 1**  
 CENTER PIN - **2" DIA**  
 FRAMES - **CAST STEEL**  
 JOURNALS - **5 1/2" X 10"**  
 JOURNAL BOXES - **DWG 185-3-492**  
 PEDESTALS - **CAST SEPARATE**  
 ROLLER BEARINGS  
 SIDY BEARINGS  
 SIDY BEARING ARCH  
 WHEELS - **36" DIA. AAR**  
 WEIGHT OF ONE TRUCK  
 GEN DWG. OF TRUCK - **CARS 300, 317, 318, 320, 321, 323, 324, 144-8-61. CARS 316, 319, 325 184-8-37.**

		316-321	
		323-325	
CAR NUMBERS			
BAGGAGE			
<b>N.K.P.</b>			
ADVISORY MECHANICAL COMMITTEE CLEVELAND, OHIO			
REVISIONS			
1021			
48			
DR	TR	CH	GROUP No.
			SHEET No.
	JGB		6
			1



TOTAL	OPP END	GEN END	CARS
112500	55600	56900	345
112600	55700	56900	346
112500	55600	56900	347
112500	55600	56900	348
119000	54900	57000	349

BUILT BY - **AC & F Co. ST CHARLES MO.**  
 YEAR BUILT - **OCTOBER 1945**  
 CAPACITY PASSENGERS  
 CAPACITY - LBS. - **6000 LBS.**  
 WEIGHT - TOTAL - **SEE TABLE**  
 BUILDERS REFERENCE - **LOT 2737**  
 AIR BRAKE MFG. - **N.Y. A.B. Co.**  
 AIR BRAKE SCHEDULE - **UC-1-12**  
 BASKET RACKS  
 BODY BOLSTER - **BUILT UP STEEL**  
 BODY CENTER PLATE - **CAST STEEL**  
 BODY CENTER SILLS - **2-ARR 7-16 3/8 12 7/8"**  
 BODY HEADLINING - **STEEL**  
 BODY INSIDE FINISH - **STEEL**  
 BODY OUTSIDE FINISH - **STEEL**  
 BODY SUPERSTRUCTURE - **STEEL**  
 BODY UNDERFRAME - **STEEL**  
 BOXES - LETTER  
 BOXES - PAPER  
 SUPPER - UPPER - **ROWLER IMPROVED**  
 SUPPER - LOWER - **MINER 8-10 LB**  
 CARLINGS - **12 GA. DRESSED STEEL**

CEILING - TYPE - **TURTLE BACK**  
 COUPLER - **ARR TYPE B 6 1/2 X 3 QUAD SHANK**  
 COUPLER GEN. DEVICE  
 CURTAINS  
 DECK SASH - STATIONARY  
 DECK SASH - SWINGING  
 DIAPHRAGM - **UNIFOLD 3 PLY**  
 DRAFT GEAR - **MINER A-5 LB**  
 FANS - ELECTRIC  
 FILTER  
 FIRE EXTINGUISHER - **1 QT. PYRENE**  
 FLOORING - **2 COURSE 1 1/16" TAG**  
 FLOOR COVERING  
 HANDBRAKE - **PEACOCK 210-C**  
 HEATER  
 HEATING SYSTEM - **VAPOR**  
 MOPPER  
 INSULATION - **HAIRBASTOS**  
 LIGHTING SYSTEM - **RYLE ELECT & BATT.**  
 L. S. BATTERY - **GOULD KALDIS 360 AH.**  
 L. S. GENERATOR - **SAFETY 4 KW.**  
 L. S. GENERATOR PULLEY - **8" DIA. 3 GROOVE**

L. S. GENERATOR AXLE PULLEY - **1 1/2" DIA. 3 GROOVE**  
 L. S. GENERATOR SUSPENSION - **BODY**  
 L. S. CHARGING RECEPTACLE - **ANDERSON CC 2690**  
 L. S. TRAIN CONNECTORS - **BYLE NATL TLET 200**  
 LIGHTS - NO. - **8 CEILING & 12 EXT.**  
 MAIL POUCH RACKS  
 MARKER LAMPS - **016**  
 PLATFORM  
 PLATFORM COVERING  
 PLATFORM STEPS  
 PI PLATFORM TRAP DOOR  
 RANGE  
 ROOF - **1 1/2 GA. STEEL**  
 SASH  
 SIZE OF GLASS - SASH - **22" X 22"**  
 SEATS OR CHAIRS  
 SEAT COVERING  
 VENTILATORS - **6 GARDLAND EXHAUST**  
 WASH BASINS  
 WATER COOLERS  
 WATER HEATER  
 WATER SUPPLY

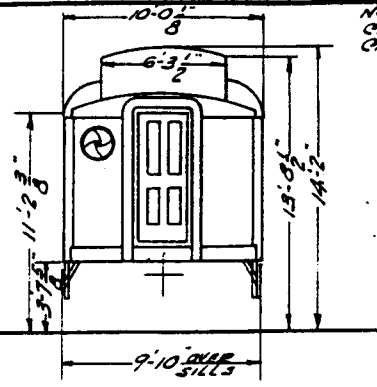
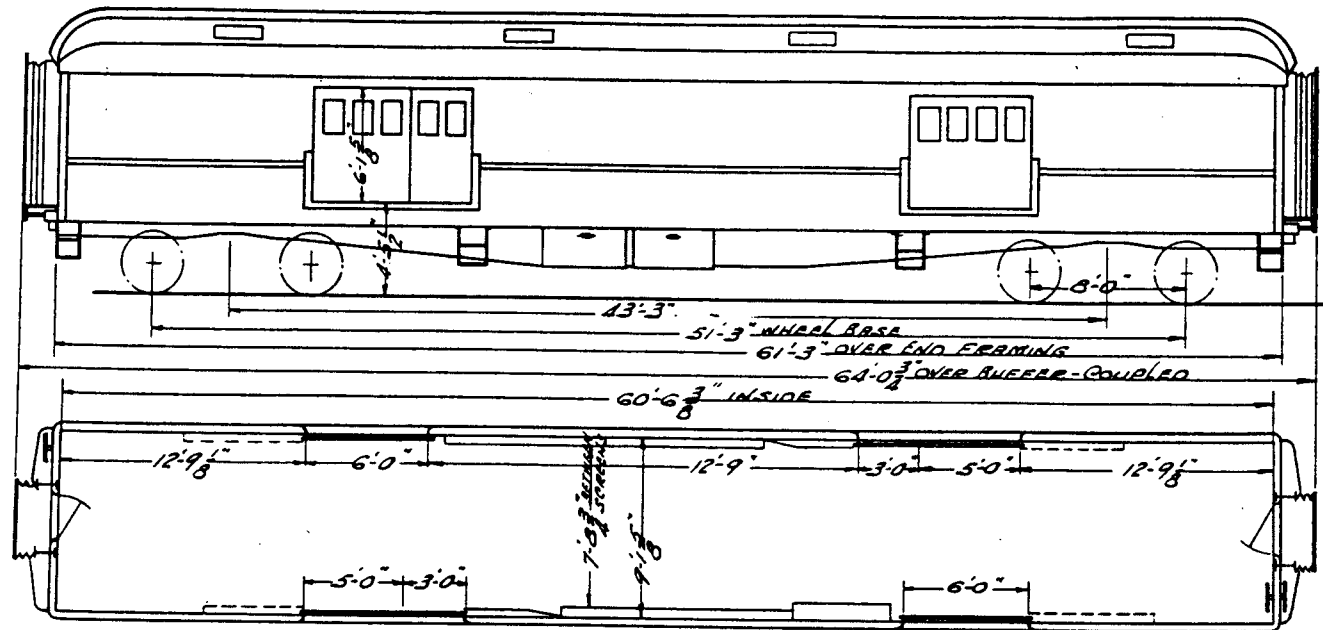
YOKE **CAST STEEL QUAD. SHANK**  
 TRUCKS  
 BOLSTER - **CAST STEEL**  
 BRAKES - **SIMPLEX CLASP**  
 CENTER BOLSTER  
 CENTER PLATE - **CAST STEEL - SEPARATE**  
 CENTER PIN - **4" DIA. MINER LOCKING**  
 FRAMES - **CAST STEEL**  
 JOURNALS - **6" X 11"**  
 JOURNAL BOXES - **ARR N.M. & S.C. Co.**  
 PEDESTALS - **CAST INTEGRAL TO FRAME**  
 ROLLER BEARINGS  
 SID BEARINGS - **STUCKI ROLLER 706-A**  
 SIDE BEARING ARCH  
 WHEELS - **36" DIA. ARR M.W.M.S.**  
 WEIGHT OF ONE TRUCK - **18350 LBS.**  
 FLOOR PLAN - **139-12-417**

		<b>345-349</b>	
		CAR NUMBERS	
		<b>BAGGAGE</b>	
		<b>N.K.P.</b>	
		ADVISORY MECHANICAL COMMITTEE CLEVELAND, OHIO	
		REVISIONS	
DR	TR	CH	GROUP No.
1/68	1/68		6
			SHEET No.
			4



**GROUP - 7**  
**BAGGAGE & EXPRESS CARS**





NOTE: 1 BATTERIES  
CAR 326 GOULD KALD 13. 300 A.H.  
CAR 327 " KALD 11. 250 A.H.

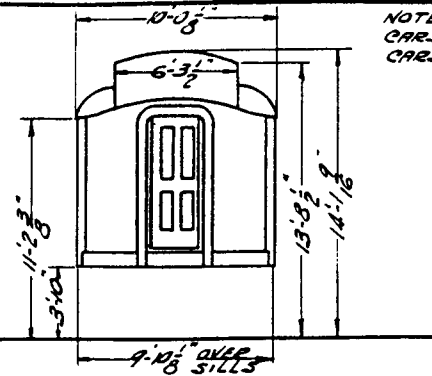
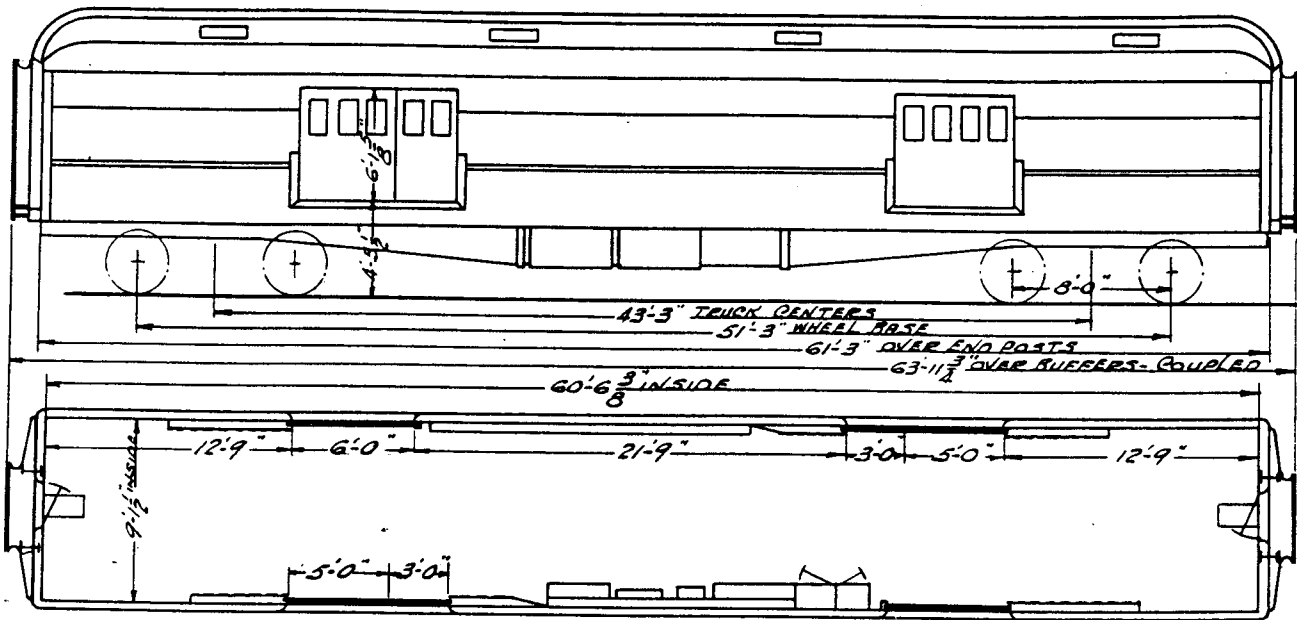
BUILT BY - PULLMAN  
YEAR BUILT - JUNE 1923  
CAPACITY PASSENGERS  
CAPACITY LBS. - 45000 LBS.  
WEIGHT - TOTAL - 107400  
BUILDERS REFERENCE - 4639  
AIR BRAKE MFG. - NYAB CO.  
AIR BRAKE SCHEDULE - UC 1-16  
BASKET RACKS  
BODY BOLSTER - CAST STEEL  
BODY CENTER PLATE - CAST STEEL  
BODY CENTER SILLS - BUILT UP STEEL  
BODY HEADLINING - STEEL & AGASOTE  
BODY INSIDE FINISH - STEEL  
BODY OUTSIDE FINISH - STEEL  
BODY SUPERSTRUCTURE - STEEL  
BODY UNDERFRAME - BUILT UP STEEL & TYPE  
BOXES - LETTER - 1A COMPT  
BOXES - PAPER  
BUFFER - UPPER - FOWLER  
BUFFER - LOWER - MINER 8-10-1  
CARLINES - PRESSD STEEL

CEILING - TYPE - GLEBE STORY  
COUPLER - ARR TYPE E 6 1/4 X 8 BOT. DRNGT  
COUPLER CEN. DEVICE  
CURTAINS  
DECK SASH - STATIONARY  
DECK SASH - SWINGING - 8  
DIAPHRAGM - CANVAS  
DRAFT GEAR - MINER A-5-18  
FANS - ELECTRIC  
FILTER  
FIRE EXTINGUISHER - 1 QT. PYRENE  
FLOORING - WOOD 2 COURSES 8/16  
FLOOR COVERING  
HANDBRAKE - WHEEL TYPE  
HEATER  
HEATING SYSTEM - VAPOR CH CO  
HOPPER  
INSULATION - 1 1/2 PLY SALAMANDER  
LIGHTING SYSTEM - FLYE ELECT & BATT.  
L. S. BAT. ARIE - SEE NOTE: 1  
L. S. GENERATOR - SAFETY 2 KN  
L. S. GENERATOR PULLEY - 9" DIA.

L. S. GENERATOR AXLE PULLEY - 18" DIA  
L. S. GENERATOR SUSPENSION - BODY  
L. S. CHARGING RECEPTACLE - ANDERSON 8"  
L. S. TRAIN CONNECTORS  
LIGHTS - NO. - 8  
MAIL POUCH RACKS  
MARKER LAMPS - OIL  
PLATFORM - CAST STEEL  
PLATFORM COVERING  
PLATFORM STEPS  
PLATFORM TRAP DOOR  
RANGE  
ROOF - STEEL  
SASH  
SIZE OF GLASS - SASH 12' X 22" 10' X 22"  
SEATS OR CHAIRS  
SEAT COVERING  
VENTILATORS - 8 MUDGE PEERLESS  
WASH BASINS  
WATER COOLERS  
WATER HEATER  
WATER SUPPLY

TRUCKS  
BOLSTER - CAST STEEL  
BRAKES - GLASD  
CENTER BOLSTER  
CENTER PLATE - C.S. SEPARATE  
CENTER PIN - 4" DIA.  
FRAMES - CAST STEEL  
JOURNALS - 5 1/2" X 10"  
JOURNAL BOXES - DNG. 185-3-492  
PEDESTALS - CAST STEEL SEPARATE  
ROLLER BEARINGS  
SIDE BEARINGS - E.S. WOODS.  
SIDE BEARING ARCH  
WHEELS - ARR 36" DIA.  
WEIGHT OF ONE TRUCK  
GEN. DNG. OF TRUCK 184-B-66

		326, 327	
CAR NUMBERS			
BAGGAGE & EXPRESS			
<b>N.K.P.</b>			
ADVISORY MECHANICAL COMMITTEE CLEVELAND, OHIO			
REVISIONS			
DR	TR	CH	GROUP No.
	J6B	J4B	7
			SHEET No.
			1



NOTE - 1 BATTERIES  
 CARS 328, 329, 331, 332 EDISON A-G-NW, 256 AM  
 CARS 330 GOULD KALO II, 256 A.H.

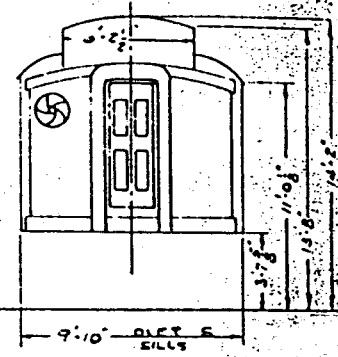

BUILT BY - **PULLMAN**  
 YEAR BUILT - **DEC. 1929**  
 CAPACITY PASSENGERS  
 CAPACITY LBS. - **45000 LBS.**  
 WEIGHT TOTAL - **AVE. 109200 LBS.**  
 BUILDERS REFERENCE - **LOT 6307**  
 AIR BRAKE MFG - **NYAB Co.**  
 AIR BRAKE SCHEDULE - **UCBC 1-16**  
 BASKET RACKS  
 BODY BOLSTER - **CAST STEEL**  
 BODY CENTER PLATE - **CAST STEEL**  
 BODY CENTER SHLLS - **BUILT UP STEEL FB TYPE**  
 BODY HEADLINING - **STEEL & RGRSOTE**  
 BODY INSIDE FINISH - **STEEL**  
 BODY OUTSIDE FINISH - **STEEL**  
 BODY SUPERSTRUCTURE - **STEEL**  
 BODY UNDERFRAME - **STEEL**  
 BOXES - **LETTER - 14 COMPT.**  
 BOXES PAPER  
 SUPPER UPPER - **FOWLER**  
 SUPPER LOWER - **1102**  
 CEILING - **PRESSED STEEL**

CEILING TYPE - **GLASS STORY**  
 COUPLER - **AAE TYPE E' 6 1/4" X 8" BOTT OPERATOR**  
 COUPLER GEN. DEVICE - **PULLMAN**  
 CURTAINS  
 DECK SASH - **STATIONARY**  
 DECK SASH - **SWINGING - A**  
 DIAPHRAGM - **CANVAS**  
 DRAFT GEAR - **MINER A 5YA.**  
 FANS - **ELECTRIC**  
 FILTER  
 FIRE EXTINGUISHER  
 FLOORING - **WOOD 2 COURSES 1 3/16"**  
 FLOOR COVERING  
 HANDBRAKE - **NH MINER**  
 HEATER  
 HEATING SYSTEM - **GOLD C.H. Co.**  
 HOPPER  
 IRRIGATION - **1 1/2 ALY SALAMANDER**  
 LIGHTING SYSTEM - **ALL ELECT. & BATT.**  
 L. S. BATTERIES - **SEE NOTE - 1**  
 L. S. GENERATOR - **SAFETY 2KN**  
 L. S. GENERATOR PULLEY - **9" DIA.**

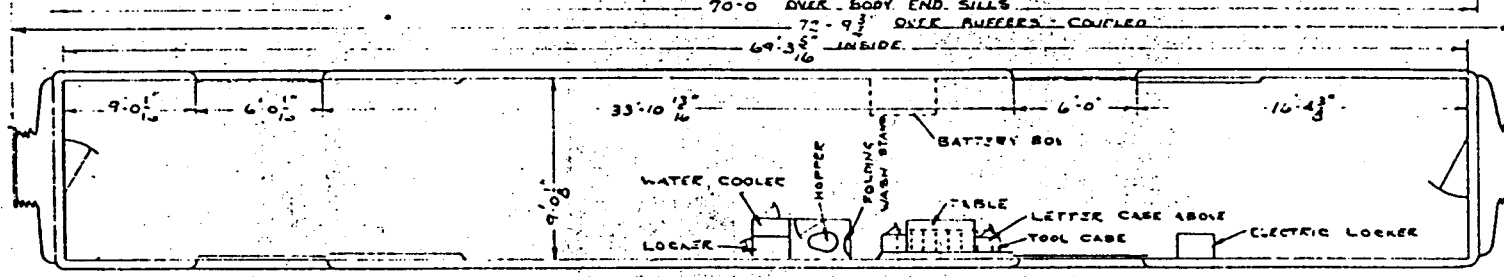
L. S. GENERATOR AXLE PULLEY - **14" DIA.**  
 L. S. GENERATOR SUSPENSION - **BODY**  
 L. S. CHARGING RECEPTACLE - **ANDERSON 2690 CC**  
 L. S. TRAIN CONNECTORS  
 LIGHTS - **NO. - 7 CEILING 1 BRACKET**  
 MAIL POUCH RACKS  
 MARKER LAMPS - **OIL**  
 PLATFORM - **CAST STEEL**  
 PLATFORM COVERING  
 PLATFORM STEPS  
 PLATFORM TRAP DOOR  
 RANGE  
 ROOF - **STEEL**  
 SASH  
 SIZE OF GLASS - **SASH - 12" X 22" 10" X 22"**  
 SEATS OR CHAIRS  
 SEAT COVERING  
 VENTILATORS  
 WASH BASINS  
 WATER COOLERS  
 WATER HEATER  
 WATER SUPPLY

YOKES - **CAST STEEL**  
**TRUCKS**  
 BOLSTER - **CAST STEEL**  
 BRAKES - **CLASP**  
 CENTER BOLSTER  
 CENTER PLATE - **CAST STEEL SEPARATE**  
 CENTER PIN - **MINER LOCKING**  
 FRAMES - **CAST STEEL**  
 JOURNALS - **5 1/2" X 10"**  
 JOURNAL BOXES - **DWG 185-3-292**  
 PEDESTALS - **CAST INTEGRAL**  
 ROLLER BEARINGS  
 SIDE BEARINGS - **IS WOODS**  
 SIDE BEARING ARCH  
 WHEELS - **AAE 36" DIA.**  
 WEIGHT OF ONE TRUCK  
**GENLOG OF TRUCK 184-8-7**

		<b>328 - 332</b>	
CAR NUMBERS			
<b>BAGGAGE &amp; EXPRESS</b>			
<b>N.K.P.</b>			
ADVISORY MECHANICAL COMMITTEE CLEVELAND, OHIO			
REVISIONS			
DR	TR	CH	GROUP NO.
	J6B	J4A	7
			SHEET NO.
			2



NOTE-1  
THIS CAR WAS ORIGINALLY  
LE&W 232 LOT 553  
RENUMBERED 832 BY NKP  
REJULY & RENUMBERED 339  
AT CALUMET SHOP IN 1954



BUILT BY STD SC CO HAMMOND, IND. - NOTE-1  
YEAR BUILT 1946  
CAPACITY PASSENGERS -  
CAPACITY - BS - 35 000  
WEIGHT - TOTAL 157,100 LBS. EMP. WT. 20,000, B. END 70860  
DRAWING REFERENCE SEE NO. 1  
A. H. PHASE MFG. - A. B. CO.  
A. H. PHASE SCHEDULE - 2N  
L. H. HAST RACKS  
BODY BOLSTER - CAST STEEL  
BODY CENTER PLATE - CAST INTEGRAL  
BODY CENTER SILLS - BUILT UP STEEL - FB TYPE  
BODY HEADLINING - ACASOTE  
BODY INSIDE FINISH - STEEL  
BODY OUTSIDE FINISH - STEEL  
BODY SUPERSTRUCTURE - STEEL  
BODY UNDERFRAME - STEEL  
BODY INTERIOR  
DOORS - PAPER  
BUFFER - UPPER - FOWLER - OLD STYLE  
BUFFER - LOWER - B 101  
CARBON - CRESSED STEEL

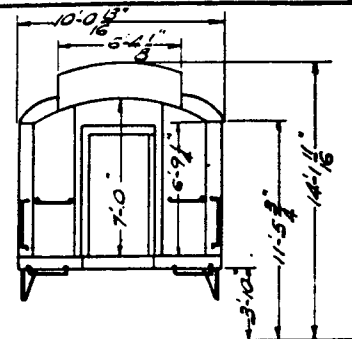
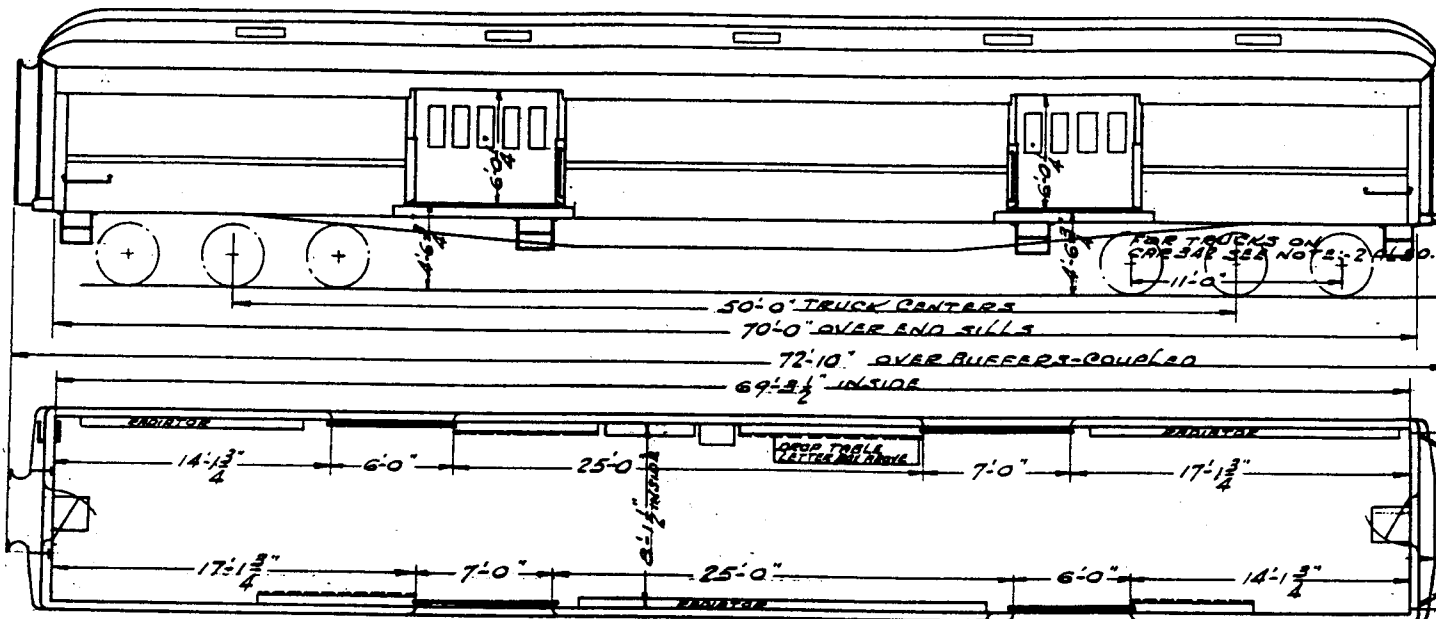
CEILING - TYPE - CLERE STORY  
COUPLER - TYPE - H. TIGHTLOCK  
COUPLER GEN. DEVICE -  
CURTAINS -  
DECK BASH - STATIONARY  
DIAPHRAGM - CANVAS  
DRAFT GEAR - NATL. M. & C. CO. RUBBER GEAR  
FANS - ELECTRIC -  
FILTER -  
FIRE EXTINGUISHER -  
FLOORING - WOOD  
FLOOR COVERING -  
HANDRAIL WHEEL TYPE - PEACOCK #210 C  
HEATER -  
HEATING SYSTEM - VAPOR  
HOPPER - 1 1/2 IN. MESSENGER UNIT  
ILLUMINATION - SALAMANDER  
LIGHTING SYSTEM - ALE ELECTRIC & BATTERIES  
L. S. BATTERIES - EDISON - A 8-W - 360 A1  
L. S. GENERATOR - SAFETY - 2 KW  
L. S. GENERATOR PULLEY - 9" DIA.

L. S. GENERATOR AXLE PULLEY - 19" DIA.  
L. S. GENERATOR SUSPENSION - BODY  
L. S. CHARGING RECEPTACLE - ANDERSON, CC 2490  
L. S. TRAIN CONNECTORS - NONE  
LIGHTS - NO. 12  
MAIL POUCH RACKS -  
MARKER LAMPS - OIL  
PLATFORM -  
PLATFORM COVERING -  
PLATFORM STEPS -  
PLATFORM TRAP DOOR -  
RANGE -  
ROOF - STEEL  
BASH -  
SIZE OF GLASS - BASH  
SEATS OR CHAIRS -  
SEAT COVERING -  
VENTILATORS - 4 WARD  
WASH BASINS - 1 1/2 IN. MESSENGER UNIT  
WATER COOLERS - IN MESSENGER UNIT  
WATER HEATER -  
WATER SUPPLY - GRAVITY

ROCK - CAST STEEL  
TRUCKS  
ROLSTER - CAST STEEL  
BRACES - CLASP  
CENTER ROLSTER - CAST STEEL  
CENTER PLATE - CAST STEEL - SEPARATE  
CENTER PIN  
FRAMES - CAST STEEL  
JOURNALS - 5 1/2"  
JOURNAL BOXES - NKP DWG. 13645-C  
HYDRAULS - CAST STEEL - SEPARATE  
ROLLER BEARINGS -  
SIDE BEARINGS - MINER  
SIDE BEARING ARCH - CAST STEEL  
WHEELS - 30" DIA.  
WEIGHT OF ONE TRUCK  
TRUCK DWS - 184-8-60

				339			
				CAR NUMBERS			
				BAGGAGE & EXPRESS			
				N. K. P.			
				CLEVELAND, OHIO      AUG. 12, 1954			
				REVISIONS			
DR	TR	CH	GROUP NO.	SHEET NO.			
FC	FC	88	7	3			

**GROUP - 8**  
**AUTO, BAGGAGE & EXPRESS CARS**



NOTE:-1  
 CAR 340 GOULD KMDH-13 174RK  
 CARS 341 & 342. EDISON A-6HW  
 256 RM.  
 NOTE:-2 CARS 340-341 HAVE  
 6 WHEEL TRUCKS. 5" X 9" JOURNAL  
 BOXES DWG. 185-3-730. CAR 342  
 HAS 4 WHEEL TRUCK WITH 8" X  
 WHEEL BASE JOURNAL BOX  
 DWG 185-3-952

BUILT BY - PULLMAN
YEAR BUILT - QAC 1924
CAPACITY PASSENGERS
CAPACITY - 1st - CARS 340-341 50000 341-60000 #
WEIGHT - TOTAL - 3126300 LBS.
BUILDERS REFERENCE - LOT 1820 NRPLOT 30B
AIR BRAKE MFG. - N.Y. RR. CO.
AIR BRAKE SCHEDULE - U.S. 16" X 12"
BASKET RACKS
BODY BOLSTER - CAST STEEL
BODY CENTER PLATE - CAST STEEL SEPARATE
BODY CENTER SILLS - BUILT UP STEEL RB TYPE
BODY HEADLINING - AGASOTE & STEEL
BODY INSIDE FINISH - STEEL
BODY OUTSIDE FINISH - STEEL
BODY SUPERSTRUCTURE - STEEL
BODY UNDERFRAME - STEEL
BOXES - LETTER
BOXES - PAPER
SUPPER - UPPER - FOWLER
SUPPER - LOWER - MINER 8-10-Y
CARLINGS - PRE-340 STEEL

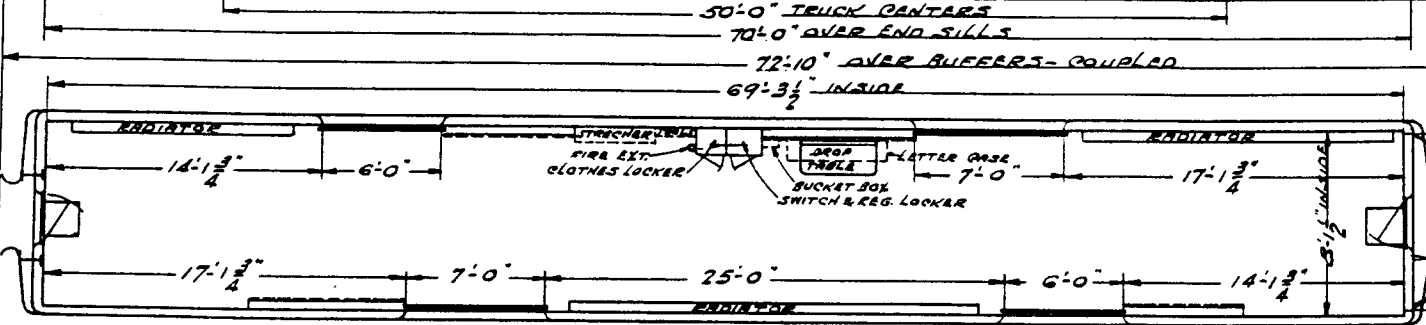
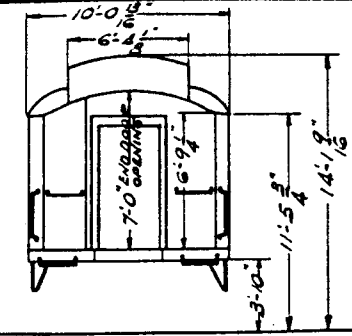

CEILING - TYPE - CLEAR STORY
COUPLER - ARA TYPE 'E' 6" X 8" BOTT. OPERATOR
COUPLER GEN. DEVICE - PULLMAN
CURTAINS
DECK BASH - STATIONARY
DECK BASH - SWINGING - 10"
DIAPHRAGM - CANVAS
DRAFT GEAR - MINER A5-18
FANS - ELECTRIC
FILTER
FIRE EXTINGUISHER - 1 QT. PYRENE
FLOORING - WOOD - 2 COURSE 1 3/16"
FLOOR COVERING
HANDBRAKE - N.H. MINER
HEATER
HEATING SYSTEM - VAPOR G.H. Co.
HOPPER
INSULATION - SALAMANDAR
LIGHTING SYSTEM - AILE ELECT. & BATT.
L.S. BATTERIES - SEE NOTE-1
L.S. GENERATOR - SAFETY 2 KW.
L.S. GENERATOR PULLEY - 9" DIA.

L.S. GENERATOR AXLE PULLEY - 19" DIA.
L.S. GENERATOR SUSPENSION - BODY
L.S. CHARGING RECEPTACLE - ANDERSON 'C'
L.S. TRAIN CONNECTORS
LIGHTS - NO. - 8
MAIL POUCH RACKS
MARKER LAMPS - OIL
PLATFORM - CAST STEEL
PLATFORM COVERING
PLATFORM STEPS
PLATFORM TRAP DOOR
RANGE
ROOF - STEEL
SASH
SIZE OF GLASS - SASH - 12" X 22"
SEATS OR CHAIRS
SEAT COVERING
VENTILATORS
WASH BASINS
WATER COOLERS
WATER HEATER
WATER SUPPLY

YOKES - CAST STEEL
TRUCKS - SEE NOTE:-2
BOLSTER - CAST STEEL
BRAKES - CLASP
CENTER BOLSTER - CAST STEEL 340-341
CENTER PLATE - CAST STEEL SEPARATE
CENTER PIN - 2" DIA. MINER LOCKING
FRAMES - CAST STEEL
JOURNALS - 5" X 9" 340-341. 6X11" 342
JOURNAL BOXES - SEE NOTE:-2
PEDESTALS - CAST-SEE 340-341, INTEGRAL 342
ROLLER BEARINGS
SIDF BEARINGS - E.S. WOODS
SIDF BEARING ARCH - CAST STEEL 340-341
WHEELS - ARA 36" DIA.
WEIGHT OF ONE TRUCK - CARS 340-341 22150 #
CAR 342 18600 #
TRUCK DWG. CARS 340-341 C.S. CTG. 3
Co. DWG 19000. CAR 342 RMC
DWG 184-B-6

340-342				
CAR NUMBERS				
AUTO BAGGAGE & EXPRESS				
N.K.P.				
ADVISORY MECHANICAL COMMITTEE CLEVELAND, OHIO				
REVISIONS				
DR	TR	CH	GROUP NO.	SHEET NO.
	56B		8	1

NOTE:-1  
 CAR 343 GOULD KALD 15 350 AM  
 CAR 344 EDISON A-GHN 256 AM



BUILT BY - PULLMAN  
 YEAR BUILT - DECEMBER 1929  
 CAPACITY PASSENGERS  
 CAPACITY - LBS - 60000 LBS.  
 WEIGHT - TOTAL - 120260 AVE  
 BUILDERS REFERENCE - LOT 6309 NKPL0T 313  
 AIR BRAKE MFG. - N.Y.A.B. CO  
 AIR BRAKE SCHEDULE - UC 16' X 12  
 BASKET RACKS  
 BODY BOLSTER - CAST STEEL  
 BODY CENTER PLATE - CAST STEEL SEPARATE  
 BODY CENTER SILLS - BUILT UP STEEL L.B. TYPE  
 BODY HEADLINING - AGR 30TE  
 BODY INSIDE FINISH - STEEL  
 BODY OUTSIDE FINISH - STEEL  
 BODY SUPERSTRUCTURE - STEEL  
 BODY UNDERFRAME - STEEL  
 BOXES - LETTER - 14  
 BOXES - PAPER  
 BUFFER - UPPER - FOWLER  
 BUFFER - LOWER - B-10-V  
 CARLINES - PRE-350 STEEL

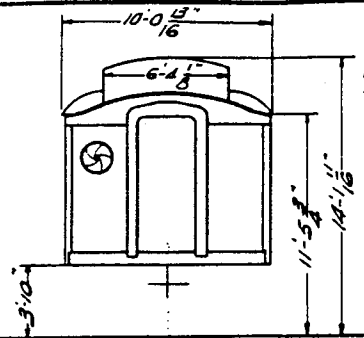
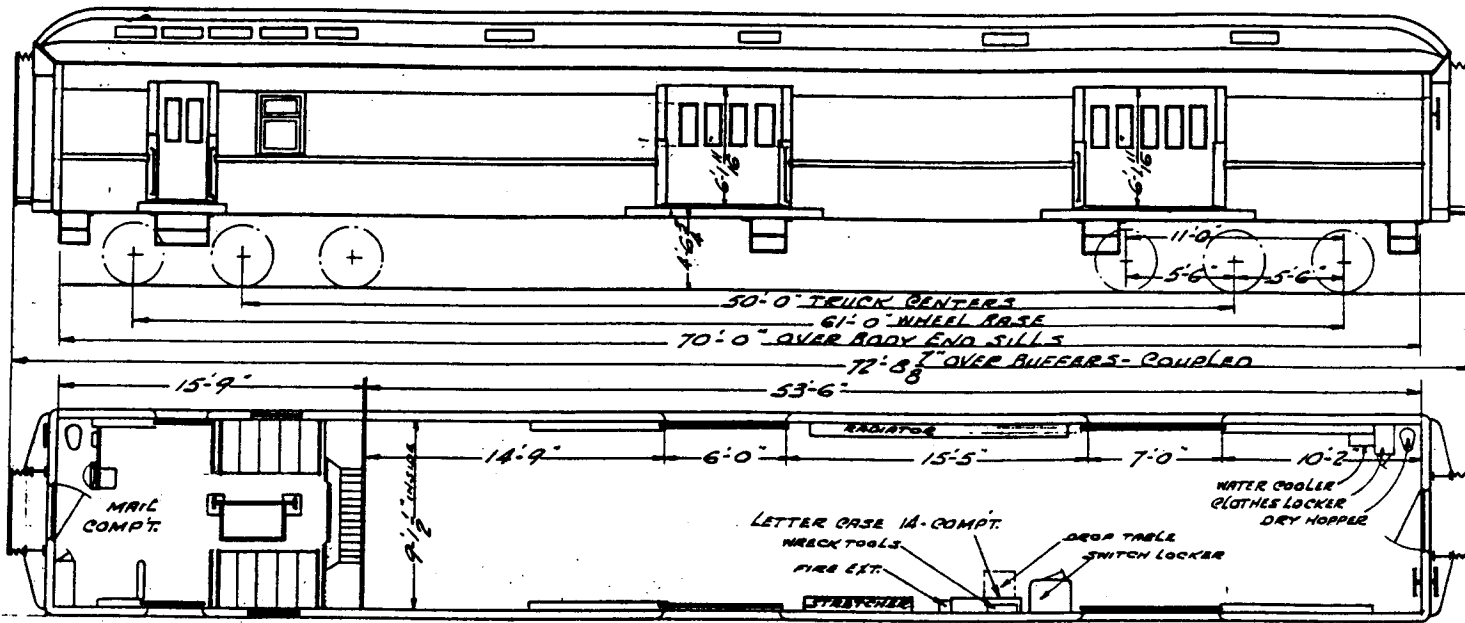
CEILING - TYPE - GLASS STORY  
 COUPLER - 6 1/4" X 8" TYPE E AAR  
 COUPLER CEN. DEVICE - PULLMAN  
 CURTAINS  
 DECK SASH - STATIONARY  
 DECK SASH - SWINGING - 10  
 DIAPHRAGM - CANVAS  
 DRAFT GEAR - MINER A 5 X B  
 FANS - ELECTRIC  
 FILTER  
 FIRE EXTINGUISHER - 1QT. PYRENE  
 FLOORING - WOOD 3/16" 2-COURSES.  
 FLOOR COVERING  
 HANDBRAKE - MINER  
 HEATER  
 HEATING SYSTEM - VAPOR  
 HOPPER  
 INSULATION - SALAMANDER  
 LIGHTING SYSTEM - AXLE ELECT. & BATT.  
 L. S. BATTERIES - SEE NOTE:-1  
 L. S. GENERATOR - SAFETY 2 KW  
 L. S. GENERATOR PULLEY - 9" DIA.

L. S. GENERATOR AXLE PULLEY - 19" DIA.  
 L. S. GENERATOR SUSPENSION - BODY  
 L. S. CHARGING RECEPTACLE - ANDERSON PC  
 L. S. TRAIN CONNECTORS  
 LIGHTS - NO. - 2 CEILING & 10 A 3 K  
 MAIL POUCH RACKS  
 MARKER LAMPS - OIL  
 PLATFORM - CAST STEEL  
 PLATFORM COVERING  
 PLATFORM STEPS  
 PLATFORM TRAP DOOR  
 RANGE  
 ROOF - STEEL  
 SASH  
 SIZE OF GLASS - SASH - 12" X 22  
 SEATS OR CHAIRS  
 SEAT COVERING  
 VENTILATORS  
 WASH BASINS  
 WATER COOLERS  
 WATER HEATER  
 WATER SUPPLY

YONK - CAST STEEL  
 TRUCKS  
 BOLSTER - CAST STEEL  
 BRAKES - CLASP  
 CENTER BOLSTER  
 CENTER PLATE - CAST STEEL - SEPARATE  
 CENTER PIN - 4" DIA. MINOR LOCKING  
 FRAMES - CAST STEEL  
 JOURNALS - 6" X 11"  
 JOURNAL BOXES - DWG. 185-3-952  
 PEDESTALS - CAST INTEGRAL  
 ROLLER BEARINGS  
 SIDE BEARINGS  
 SIDE BEARING ARCH  
 WHEELS - AAR 36" DIA.  
 WEIGHT OF ONE TRUCK - 18600 LBS.  
 FLOOR PLAN - 139-13-11  
 TRUCK DWG. 184-3-6

				343-344	
CAR NUMBERS					
AUTO, BAGGAGE & EXPRESS					
<b>N.K.P.</b>					
ADVISORY MECHANICAL COMMITTEE CLEVELAND, OHIO 4-8-47					
REVISIONS					
DR	TR	CH	GROUP NO.	SHEET NO.	
	JGB	JGB	8	2	

**GROUP - 9**  
**MAIL & EXPRESS CARS**



NOTE - 1  
CAR 356 SAFETY 3 KW GEN. & EDISON A BHN 340 AH BATTERIES  
CARS 357 & 359 SAFETY 2 KW GEN. & COULD KALO 15 350 AH BATTERIES.  
CAR 358 SAFETY & KW GEN. & PHILCO 16-ARC-15 357 AH BATTERIES.

BUILT BY - PULLMAN  
YEAR BUILT - 1928  
BAGGAGE END 5000 MAIL END 5000  
CAPACITY - LBS. 63000  
WEIGHT - TOTAL - 132000  
BUILDERS REFERENCE - LOT 2819  
AIR BRAKE MFG. - NYRB CO  
AIR BRAKE SCHEDULE - UG  
BASKET RACKS  
BODY BOLSTER - CAST STEEL  
BODY CENTER PLATE - CAST STEEL  
BODY CENTER SILLS - BUILT UP STEEL RFTYPE  
BODY HEADLINING - STEEL & ABR307E  
BODY INSIDE FINISH - STEEL  
BODY OUTSIDE FINISH - STEEL  
BODY SUPERSTRUCTURE - STEEL  
BODY UNDERFRAME - STEEL  
BOXES - LETTER - 156  
BOXES - PAPER - 10  
SUPPORT - UPPER - FOWLER  
SUPPORT - LOWER - MINER 8-10-T  
CARLINES - PRASSED STEEL

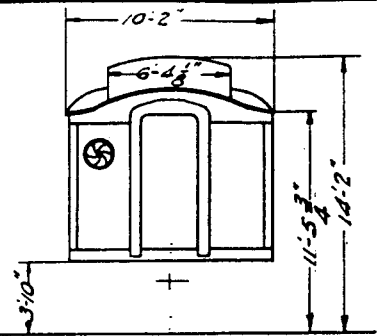
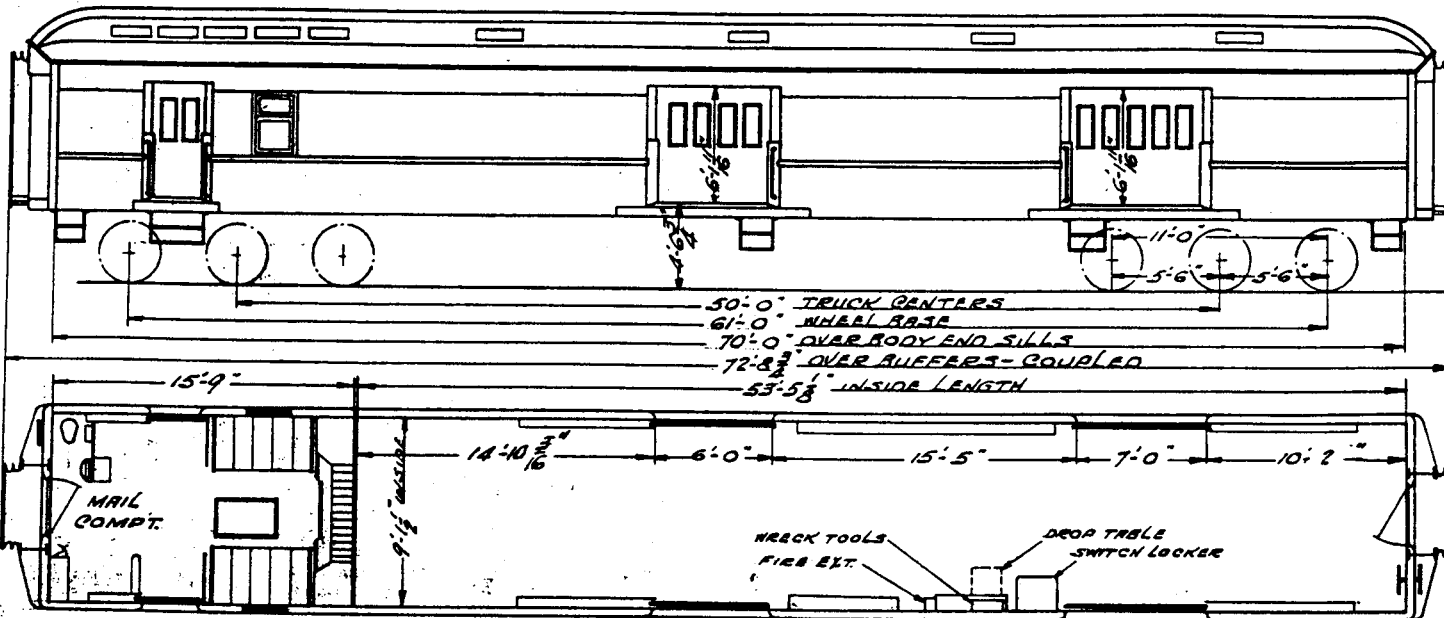
CEILING - TYPE - GLASS STORY  
COUPLER - AAR TYPE 5' BOTT. OPERT. 6  
COUPLER CEN. DEVICE - PULLMAN  
CURTAINS  
DECK SASH - STATIONARY - 6  
DECK SASH - SWINGING - 12  
DIAPHRAGM - CANVAS  
DRAFT GEAR - MINER A51A  
FANS - ELECTRIC - 1-12" MAIL END  
FILTER  
FIRE EXTINGUISHER - 2 PYRENE  
FLOORING - WOOD 2 COURSES 1 1/4" T&G  
FLOOR COVERING  
HANDRAIL - MINER  
HEATER  
HEATING SYSTEM - GOLD  
HOPPER - 2 DUNNHOEY TYPE 15 LUSH  
INSULATION - SALAMANDER  
LIGHTING SYSTEM AXLE ELECT & ART  
L. S. BATTERIES - SEE NOTE 1  
L. S. GENERATOR - SEE NOTE 1  
L. S. GENERATOR PULLEY 10 DIA. 33T 9" DIA.

L. S. GENERATOR AXLE PULLEY 10" 33T 9" DIA.  
L. S. GENERATOR SUSPENSION - BODY  
L. S. CHARGING RECEPTACLE - ANDERSON TYPE C  
L. S. TRAIN CONNECTORS  
LIGHTS - NO. - 12  
MAIL POUCH RACKS - R.M.S. STD.  
MARKER LAMPS - OIL  
PLATFORM - CAST STEEL  
PLATFORM COVERING  
PLATFORM STEPS  
PLATFORM TRAP DOOR  
RANGE  
ROOF - STEEL  
SASH - WOOD  
SIZE OF GLASS - SASH  
SEAT OR CHAIRS  
SEAT COVERING  
VENTILATORS - 4 PEEERLESS  
WASH BASINS - 1 IN MAIL COMPT.  
WATER COOLERS - 2 GIESSEL NO 516 & 708-B  
WATER HEATER  
WATER SUPPLY

YOKE - CAST STEEL  
TRUCKS  
BOLSTER - CAST STEEL  
BRAKES - CLASP  
CENTER BOLSTER - CAST STEEL  
CENTER PLATE - CAST STEEL SEPARATE  
CENTER PIN - MINER LOCKING  
FRAMES - CAST STEEL  
JOURNALS - 5 1/4"  
JOURNAL BOXES - AMC DNG 185-3-730  
POSTALS - CAST SEPARATE  
ROLLER BEARINGS  
SIDE BEARINGS - E.S. WOODS  
SIDE BEARING ARCH - CAST STEEL  
WHEELS - AAR 36" DIA.  
WEIGHT OF ONE TRUCK  
GEN DNG OF TRUCK - G.S.C.C. DNG. 1300  
LINE-2.

		356 - 359	
CAR NUMBERS			
MAIL & EXPRESS			
N.K.P.			
ADVISORY MECHANICAL COMMITTEE CLEVELAND, OHIO 4-8-47			
REVISIONS			
DR	TR	CH	GROUP No.
			9
			SHEET No.
			1





BUILT BY - **PULLMAN**  
 YEAR BUILT - **NOV. 1929**  
 CAPACITY PASSENGERS  
 CAPACITY - **LBS. - M.B. 5000 RAGS 5000**  
 WEIGHT - **TOTAL - 142,500**  
 BUILDERS REFERENCE - **LOT 6810**  
 AIR BRAKE MFG. - **N.Y. R.R. CO.**  
 AIR BRAKE SCHEDULE  
 BASKET RACKS  
 BODY BOLSTER - **CAST STEEL**  
 BODY CENTER PLATE - **C.S. SEPARATE**  
 BODY CENTER SILLS - **BUILDING STAIR TYPE**  
 BODY HEADLINE - **BRASS & STEEL**  
 BODY INSIDE FINISH - **STEEL**  
 BODY OUTSIDE FINISH - **STEEL**  
 BODY SUPERSTRUCTURE - **STEEL**  
 BODY UNDERFRAME - **STEEL**  
 BOXES - **LETTER**  
 COXES - **FRANK**  
 RUPPER - **UPPER - FOWLER**  
 RUPPER - **LOWER - MINNER R-1**  
 CARBON - **PRE-540 STEEL**

CEILING - **TYPE - CLEAR STORY**  
 COUPLER - **ARR TYPE L' BOTT. OPERTG.**  
 COUPLER GEN. DEVICE - **PULLMAN**  
 CURTAINS  
 DECK BASH - **STATIONARY - 6**  
 DECK BASH - **SWINGING - 2**  
 DIAPHRAGM - **CANVAS KEY UNIFOLD**  
 DRAFT GEAR - **MINER R-57B**  
 FANS - **ELECTRIC - 1 DIENL**  
 FILTER  
 FIRE EXTINGUISHER - **2 PYRENE**  
 FLOORING - **WOOD - 2 COURSES 1 1/2" T&B**  
 FLOOR COVERING  
 HANDBRAKE - **WHEEL TYPE**  
 HEATER  
 HEATING SYSTEM - **VAPOR**  
 HOPPER - **1**  
 INSULATION - **SALAMANDER**  
 LIGHTING SYSTEM - **WALL ELECT. & BATT.**  
 L. S. BATTERIES - **EDISON AGHN 340AH**  
 L. S. GENERATOR - **SAFETY ALN**  
 L. S. GENERATOR PULLEY - **9" DIA.**

L. S. GENERATOR AXLE PULLEY - **19" DIA.**  
 L. S. GENERATOR SUSPENSION - **BODY**  
 L. S. CHARGING RECEPTACLE  
 L. S. TRAIN CONNECTORS  
 LIGHTS - **NO. - 12 CEILING 1 BRACKET**  
 MAIL POUCH RACKS - **R.M.S. STD.**  
 MARKER LAMPS - **OIL**  
 PLATFORM - **CAST STEEL**  
 PLATFORM COVERING  
 PLATFORM STEPS  
 PLATFORM TRAP DOOR  
 RANGE  
 ROOF - **STEEL**  
 BASH - **WOOD**  
 SIZE OF GLASS - **SASH**  
 SEATS OR CHAIRS  
 SEAT COVERING  
 VENTILATORS  
 WASH BASINS - **1- FOLDING**  
 WATER COOLERS - **1- GEISSLER**  
 WATER HEATER  
 WATER SUPPLY

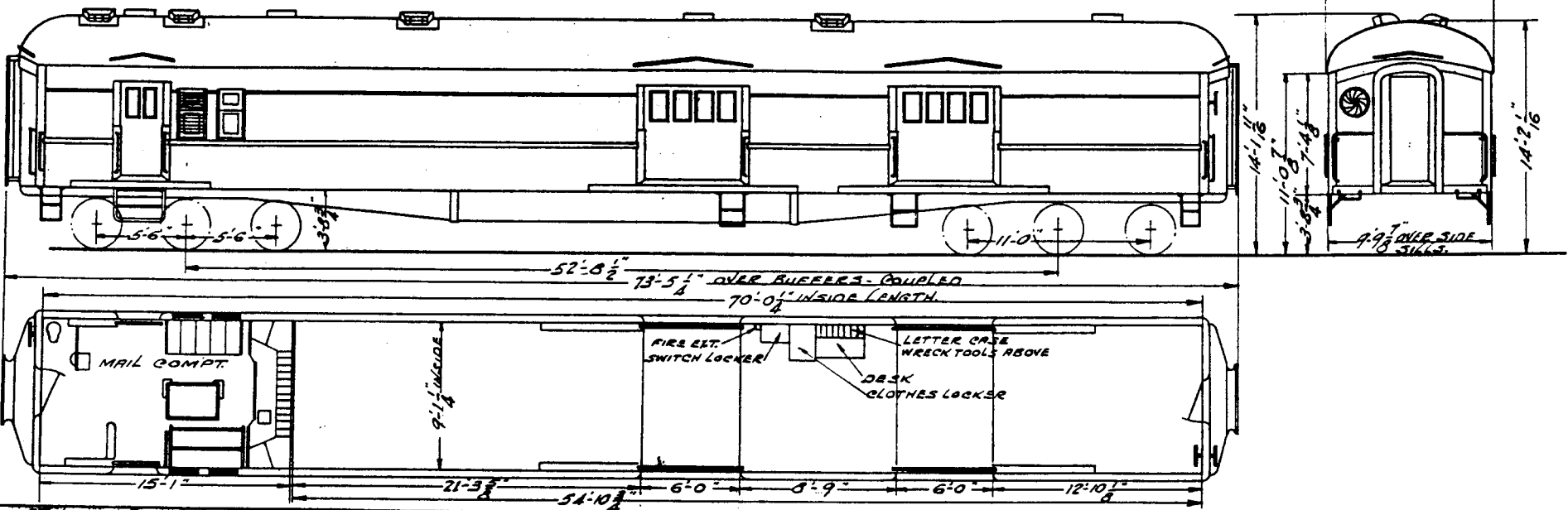
YOKE - **CAST STEEL**

TRUCKS

BOLSTER - **CAST STEEL**  
 BRAKES - **CLASP**  
 CENTER BOLSTER - **CAST STEEL**  
 CENTER PLATE - **CAST STEEL SEPARATE**  
 CENTER PIN  
 FRAMES - **CAST STEEL**  
 JOURNALS - **5 X 9**  
 JOURNAL BOXES - **AMC DNG. 135-3-730**  
 PEDESTALS - **CAST STEEL SEPARATE**  
 ROLLER BEARINGS  
 SIDR BEARINGS  
 SIDR BEARING ARCH - **CAST STEEL**  
 WHEELS - **ARR 36" DIA.**

WEIGHT OF ONE TRUCK  
**GEN. DNG. OF TRUCKS - GS.C.C.B. DNG. 1500**  
**LINE - 6**  
**FLOOR PLAN - 139-13-12**

				360	
CAR NUMBERS					
MAIL & EXPRESS					
<b>N.K.P.</b>					
ADVISORY MECHANICAL COMMITTEE CLEVELAND, OHIO					
REVISIONS:					
DR	TR	CH	GROUP No.	SHEET No.	
	6B		9	2	



BUILT BY - ST. LOUIS CAR CO.
YEAR BUILT - 1934
CAPACITY PASSENGERS
CAPACITY - LBS. - 45000 LBS.
WEIGHT - TOTAL - M END 71500 L END 61400 TOTAL 132900
BUILDERS REFERENCE - 1570
AIR BRAKE MFG. - W. R. B. CO.
AIR BRAKE SCHEDULE - UC-1-13
BASKET RACKS
BODY BOLSTER - BUILT UP STEEL
BODY CENTER PLATE - CAST STEEL SEPARATE
BODY CENTER SILL - BUILT UP STEEL FB TYPE
BODY HEADLINING - STEEL
BODY INSIDE FINISH - STEEL
BODY OUTSIDE FINISH - STEEL
BODY SUPERSTRUCTURE - STEEL
BODY UNDERFRAME - STEEL
BOXES - LETTER
BOXES - PAPER
BUFFER - UPPER - FOWLER IMPROVED
BUFFER - LOWER - MINER A-10-L
CARLINES - PRESSED STEEL

CEILING - TYPE - TURTLE BACK
COUPLER - AAR TYPE 'E' 6" X 8" SHANK
COUPLER CEN. DEVICE - PULLMAN
CURTAINS
DECK SASH - STATIONARY
DECK SASH - SWINGING
DIAPHRAGM - A & W 2 FOLD
DRAFT GEAR - MINER A-5-XB
FANS - ELF. TRIC - SAFETY 19329 IN MAIL ROOM
FILTER
FIRE EXTINGUISHER - 1 QT. PYRENE EACH END
FLOORING - WOOD
FLOOR COVERING - FISH RACKS
HANDBRAKE - A-JAY
HEATER
HEATING SYSTEM - VAPOR
HOPPER - DUNBRO 7 FLUSH
INSULATION - HAIRCRAFT
LIGHTING SYSTEM - ALLE ELECT & BATT.
L. S. BATTERIES - ELIDE EPT 15B 550. AM.
L. S. GENERATOR - 4 KW
L. S. GENERATOR PULLEY - 8" DIA.

L. S. GENERATOR AXLE PULLEY - 19" DIA. X 14"
L. S. GENERATOR SUSPENSION - BODY
L. S. CHARGING RECEPTACLE - ANDERSON CC 2690
L. S. TRAIN CONNECTORS - GIBBS
LIGHTS - NO. - 14 A & W
MAIL POUCH RACKS - EDUSCH RMS STD.
MARKER LAMPS - WIRED FOR ELECTRIC
PLATFORM - BUILT UP STEEL
PLATFORM COVERING
PLATFORM STEPS
PI PLATFORM TRAP DOOR
RANGE
ROOF - STEEL
SASH - WOOD
SIZE OF GLASS - SASH
SEATS OR CHAIRS
SEAT COVERING
VENTILATORS - B GARLAND
WASH BASINS - 1 A & W FOLDING #251
WATER COOLERS - GIESSEL NO. 570
WATER HEATER
WATER SUPPLY - GRAVITY

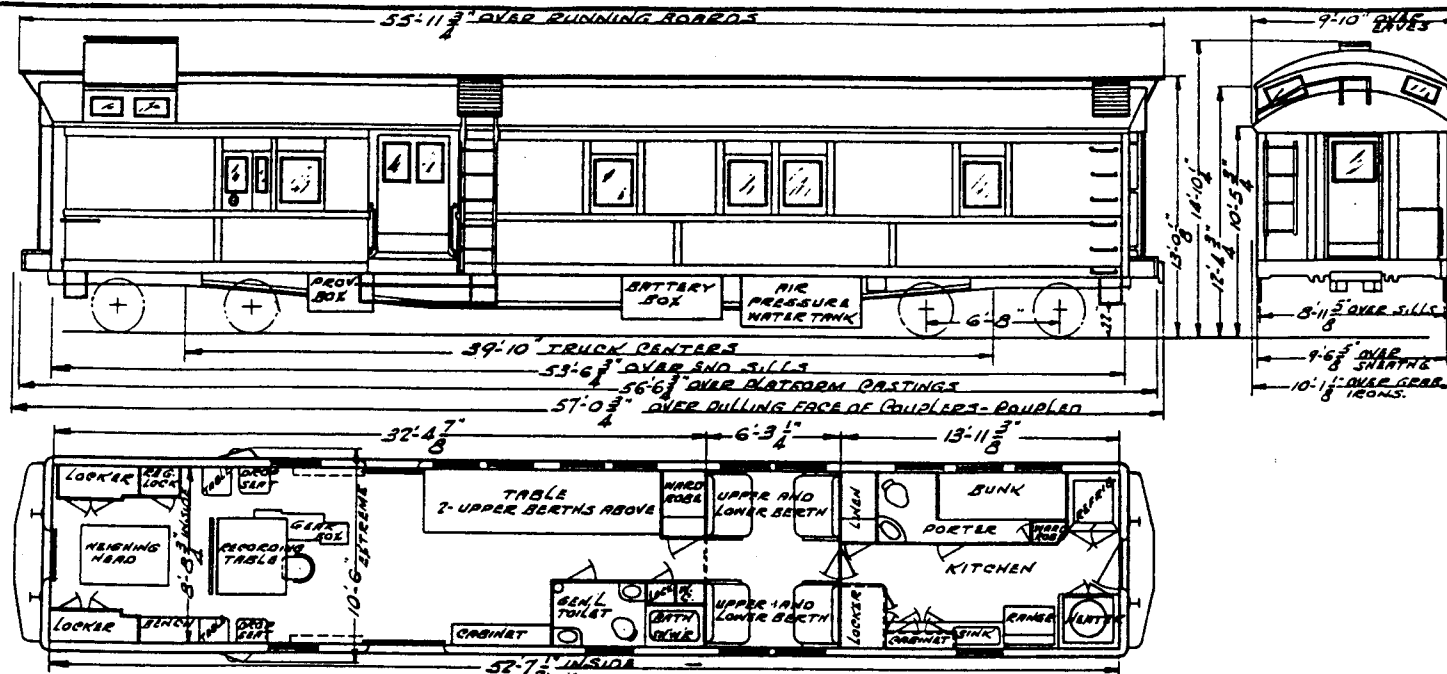
YOKES - CAST STEEL
TRUCKS
BOLSTER - CAST STEEL
BRAKES - SIMPLEY GLASP
CENTER BOLSTER - CAST STEEL
CENTER PLATE - CAST STEEL SEPARATE
CENTER PIN - 2" DIA.
FRAMES - CAST STEEL
JOURNALS - 5" X 9"
JOURNAL BOXES - AMC DWG 165-3-130
PRESTALS - CAST INTEGRAL
ROLLER BEARINGS - NONE
SID. BEARINGS
SID. BEARING ARCH - CAST STEEL
WHEELS - MULTIPLE WEAR WROT STEEL
WEIGHT OF ONE TRUCK - 22500#
TRUCK DWG 184-B-54
FLOOR PLAN & ELEV. 159-9-223

361				
CAR NUMBERS				
MAIL & EXPRESS				
N.K.P.				
ADVISORY MECHANICAL COMMITTEE CLEVELAND, OHIO				
REVISIONS				
DR	TR	CH	GROUP NO.	SHEET NO.
	JGB		9	3

**GROUP - 10**  
**BAGGAGE & MAIL CARS**



**GROUP - II**  
**DYNAMOMETER CAR**



BUILT BY - **STO. S. CO. HAMMOND, IND**  
 YEAR BUILT - **MAY 1924**  
 CAPACITY PASSENGERS - **6 & 1-PORTER**  
 DYN. END. **69760 LBS. KIRKEND 6540 LBS.**  
 WEIGHT - TOTAL - **135240 LBS.**  
 BUILDERS REFERENCE - **LOT 113**  
 AIR BRAKE MFG. - **W.A.B. CO.**  
 AIR BRAKE SCHEDULE - **U-12 2-12X12 TYPE Q CYL.**  
 BASKET RACKS \_\_\_\_\_  
 BODY BOLSTER - **CAST STEEL**  
 BODY CENTER PLATE - **CAST INTEGRAL**  
 BODY CENTER SILL - **BUILT UP STEEL**  
 BODY HEADLINING - **WOOD**  
 BODY INSIDE FINISH - **WOOD**  
 BODY OUTSIDE FINISH - **STEEL**  
 BODY SUPERSTRUCTURE - **STEEL**  
 BODY UNDERFRAME - **STEEL**  
 BOXES - **LEATHER**  
 ROSES - **PAPER**  
 BUFFER - **UPPER**  
 BUFFER - **LOWER**  
 CARLINGS - **2 1/2\"/>**

CEILING - TYPE - **TURTLE BACK**  
 COUPLER - **BAR TYPE KIT END**  
 COUPLER GEN. DEVICE \_\_\_\_\_  
 CURTAINS - **PANTASOTE**  
 DECK SASH - **STATIONARY**  
 DECK SASH - **SWINGING**  
 DIAPHRAGM \_\_\_\_\_  
 DRAFT GEAR - **MINER A18 32 KIT END**  
 FANS - **ELECTRIC - 1 - 12\"/>**

L. S. GENERATOR AXLE PULLEY - **12\"/>**

YOKE \_\_\_\_\_  
 TRUCKS \_\_\_\_\_  
 BOLSTER - **CAST STEEL**  
 BRAKES - **GLASS**  
 CENTER BOLSTER \_\_\_\_\_  
 CENTER PLATE - **CAST INTEGRAL**  
 CENTER PIN - **2\"/>**

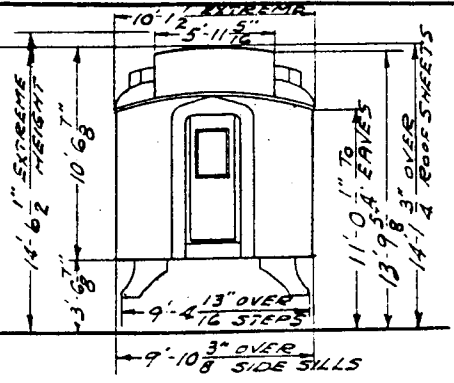

<b>X-50041</b>				
<b>CAR NUMBERS</b>				
<b>DYNAMOMETER</b>				
<b>N.K.P.</b>				
<b>ADVISORY MECHANICAL COMMITTEE</b>				
<b>CLEVELAND, OHIO 3-4-27</b>				
<b>REVISIONS</b>				
DR	TR	CH	GROUP NO.	SHEET NO.
			11	1



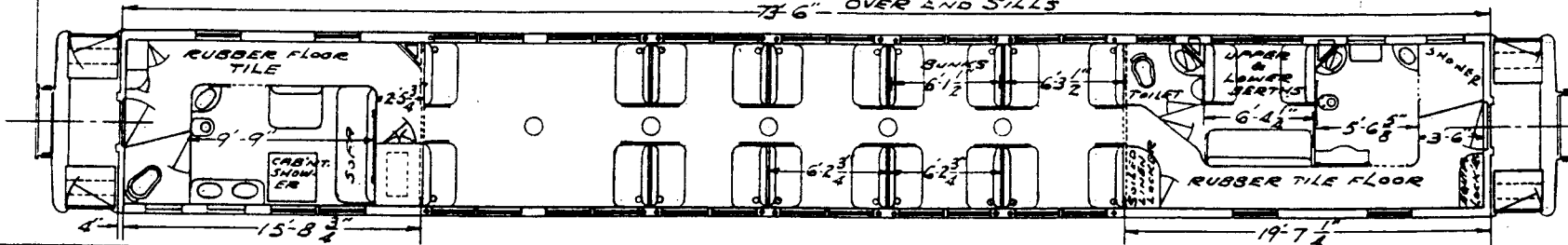
**GROUP-12**

**DORMITORY CARS**





57'6" WHEEL CENTERS  
 68'0" WHEEL BASE  
 81'-10" OVER COUPLING FACE OF DRAWBARS  
 7'6" OVER END SILLS



NOTE:-1  
 RUBBER TILING IN MEN'S SALOON, SMOKING ROOM & PASSAGE WAYS. CARPET IN BALANCE OF CAR

NOTE:-2  
 SUPERSTRUCTURE & ROOF 1/2 N.Y.C.

BUILT BY - PULLMAN Co.
YEAR BUILT - 6-24-20
CAPACITY PASSENGERS - 41
CAPACITY LBS.
WEIGHT - TOTAL - 154000
BUILDERS REFERENCE - LOT 4565-CAR DWIGHT
AIR BRAKE MFG. - WESTINGHOUSE
AIR BRAKE SCHEDULE - K-1" U.C. SINGLE 1B2
BASKET RACKS - PULLMAN TYPE
BODY BOLSTER - BUILT UP
BODY CENTER PLATE - CAST STEEL
BODY CENTER SILL - BUILT UP
BODY HEADLINING - STEEL
BODY INSIDE FINISH - STEEL
BODY OUTSIDE FINISH - STEEL
BODY SUPERSTRUCTURE - STEEL
BODY UNDERFRAME - STEEL
BOXES - LETTER - NONE
BOXES - PAPER - NONE
BUFFER - UPPER - PULL. SPRING TYPE
BUFFER - LOWER - PULL. SPRING TYPE
CARLINGS - STEEL

CEILING - TYPE - FLAT
COUPLER - PITT
COUPLER CEN. DEVICE - PITT
CURTAINS - PANTASOTE
DECK SASH - STATIONARY - NONE
DECK SASH - SWINGING - YES
DIAPHRAGM - CURTAIN SUPPLY Co. - REX
DRAFT GEAR - WESTINGHOUSE N-2-C
FANS - ELECTRIC - CENTRAL ELEC. Co. - 3
FILTER - NONE
FIRE EXTINGUISHER - PYRENE
FLOORING - COMPOSITION
FLOOR COVERING - SEE NOTE:-1
HANDBRAKE - LINDSTROM
HEATER - NONE
HEATING SYSTEM - VAPOR CAR HEATING Co.
HOPPER - DUNER
ILLUMINATION - FLOOR FLUOREX, SEE NOTE:-2
LIGHTING SYSTEM - ELEC. & CANDLE LAMPS
L. 3. BATTERIES - 41-3-6
L. 3. GENERATOR - SAFETY CAR HEATING & ELEC. Co.
L. 3. GENERATOR PULLEY - 17" DIA. 8" STRAIN PINS

L. 3. GENERATOR AXLE PULLEY
L. 3. GENERATOR SUSPENSION - TRUCK HUNG
L. 3. CHARGING RECEPTACLE - ANDERSON
L. 3. TRAIN CONNECTORS - 6/16 2 FINGER TYRE
LIGHTS - NO - 89
MAIL POUCH RACKS - NONE
MARKER LAMPS - NONE
PLATFORM - PULLMAN LATEST STD.
PLATFORM COVERING - RUBBER TILING
PLATFORM STEPS - PULLMAN 3 THREAD
PLATFORM TRAP DOOR - PULLMAN STD.
RANGE - NONE
ROOF - PULLMAN SHAPE
SASH - O. H. S.
SEAT OF GLASS - SASH - 25 LBS 1/2 & 20K 28 1/2
SEATS OR CHAIRS - PULLMAN ROUGH RIDER
SEAT COVERING - PLUSH LEATHER IN SALOON & B.
VENTILATORS - GARLAND EXHAUST
WASH BASINS - WHITE METAL
WATER COOLERS - GALV. STEEL PRESSURE TYPE
WATER HEATER - STRAIN JACKET
WATER SUPPLY - AIR PRESSURE TANK

YOKE - PITT	
TRUCKS	
BOLSTER - CAST STEEL	
BRAKES - PULLMAN CLASP	
CENTER BOLSTER - CAST STEEL	
CENTER PLATE - CAST STEEL	
CENTER PIN - REMOVABLE FROM OUTSIDE	
FRAMES - CAST STEEL	
JOURNALS - 5" X 9"	
JOURNAL BOXES - NAT. MAL. CAST. Co.	
PEDESTALS - BUILT UP	
ROLLER BEARINGS - NONE	
RIDE BEARINGS - WOOD ROLLER # 310-M	
SIDE BEARING ANCH - CAST STEEL	
WHEELS - 36" ROLLED STEEL	
WEIGHT OF ONE TRUCK - 22,650 LBS.	
FLOOR PLAN - PULLMAN DWG. No. 31-B-25	

10				
CAR NUMBERS				
DORMITORY CAR				
<b>NKP</b>				
ADVISORY MECHANICAL COMMITTEE CLEVELAND, OHIO JULY - 19 - 1949				
REVISIONS				
DR	TR	CH	GROUP NO.	SHEET NO.
E/S	E/S		12	1